


**UGC-MMTTC
MALAVIYA MISSION
TEACHER TRAINING CENTRE
S.G.T.B. KHALSA COLLEGE
UNIVERSITY OF DELHI**



**GAD-MMTTC
(FORMERLY GAD-TLC)**




सत्यमेव जयते
Ministry of Education
Government of India



विश्वविद्यालय अनुदान आयोग
University Grants Commission
Quality higher education for all



(MMTTP)



NEP ORIENTATION & SENSITIZATION PROGRAMME

**THIS PROGRAMME IS ELIGIBLE
FOR CONSIDERATION UNDER
CAS AS PER UGC GUIDELINES**

03-13 JUNE 2025



IN COLLABORATION WITH

**S.S.T COLLEGE OF ARTS & COMMERCE
(AFFILIATED TO UNIVERSITY OF MUMBAI, MUMBAI)**

ELIGIBILITY

**ALL HIGHER EDUCATION
ADMINISTRATORS,
TEACHERS (PERMANENT,
TEMPORARY, GUEST,
AD-HOC BASIS) AND
RESEARCH SCHOLARS**

REGISTRATION LINK

[HTTPS://MMC.UGC.AC.IN](https://mmc.ugc.ac.in)

**(Refer to the pdf
for the steps
to register via this link)**

ONLINE SESSIONS ON ZOOM

EVENING TIMINGS- 5.00-8.00 PM



विश्वविद्यालय अनुदान आयोग
University Grants Commission
Quality higher education for all

**MALAVIYA MISSION
TEACHER
TRAINING PROGRAMME
(MMTTP)**



**GAD-MMTTC
(FORMERLY GAD-TLC)**

UGC-MMTTC MALAVIYA MISSION TEACHER TRAINING CENTRE S.G.T.B. KHALSA COLLEGE UNIVERSITY OF DELHI



NEP ORIENTATION & SENSITIZATION PROGRAMME

03-13 JUNE 2025

Core Team @ UGC-MMTTC, SGTB Khalsa College, Delhi University

- **PROF. GURMOHINDER SINGH, PRINCIPAL, SGTB KHALSA COLLEGE, DU**
- **PROF. VIMAL RARH, DIRECTOR, UGC-MMTTC, SGTB KHALSA COLLEGE, DU**

Core Team @ S.S.T College of Arts & Commerce, Ulhasnagar

- **DR. KHUSHBU PURSWANI, VICE-PRINCIPAL & IQAC COORDINATOR, S.S.T. COLLEGE OF ARTS AND COMMERCE, ULHASNAGAR**
- **DR. DEEPAK GAVADE, VICE-PRINCIPAL, S.S.T. COLLEGE OF ARTS AND COMMERCE, ULHASNAGAR**

SESSIONS BY NATIONAL LEVEL EXPERTS

HOLISTIC AND MULTIDISCIPLINARY EDUCATION

INDIAN KNOWLEDGE SYSTEMS & MULTILINGUALISM

**ACADEMIC LEADERSHIP, GOVERNANCE &
MANAGEMENT**

HIGHER EDUCATION AND SOCIETY

RESEARCH AND DEVELOPMENT

SKILL DEVELOPMENT

**STUDENT DIVERSITY AND INCLUSIVE
EDUCATION**

INFORMATION AND COMMUNICATION TECHNOLOGY

**AUTONOMY TO THE INSTITUTION AND
CHOICE TO THE STUDENTS**

**CURRICULUM DEVELOPMENT, PEDAGOGY AND
ASSESSMENT**

GAD-MMTTC CONTACT DETAILS:

**Mail: tlcworkshop@tlckhalsa.in
WhatsApp: +91 98104 54703
(WhatsApp message only)**

UGC-MALAVIYA MISSION TEACHER TRAINING CENTRE

Sri Guru Tegh Bahadur Khalsa College , University of Delhi

NEP ORIENTATION & SENSITIZATION PROGRAMME

STEPS TO REGISTER:

STEP-1

Login to MMTTC Portal

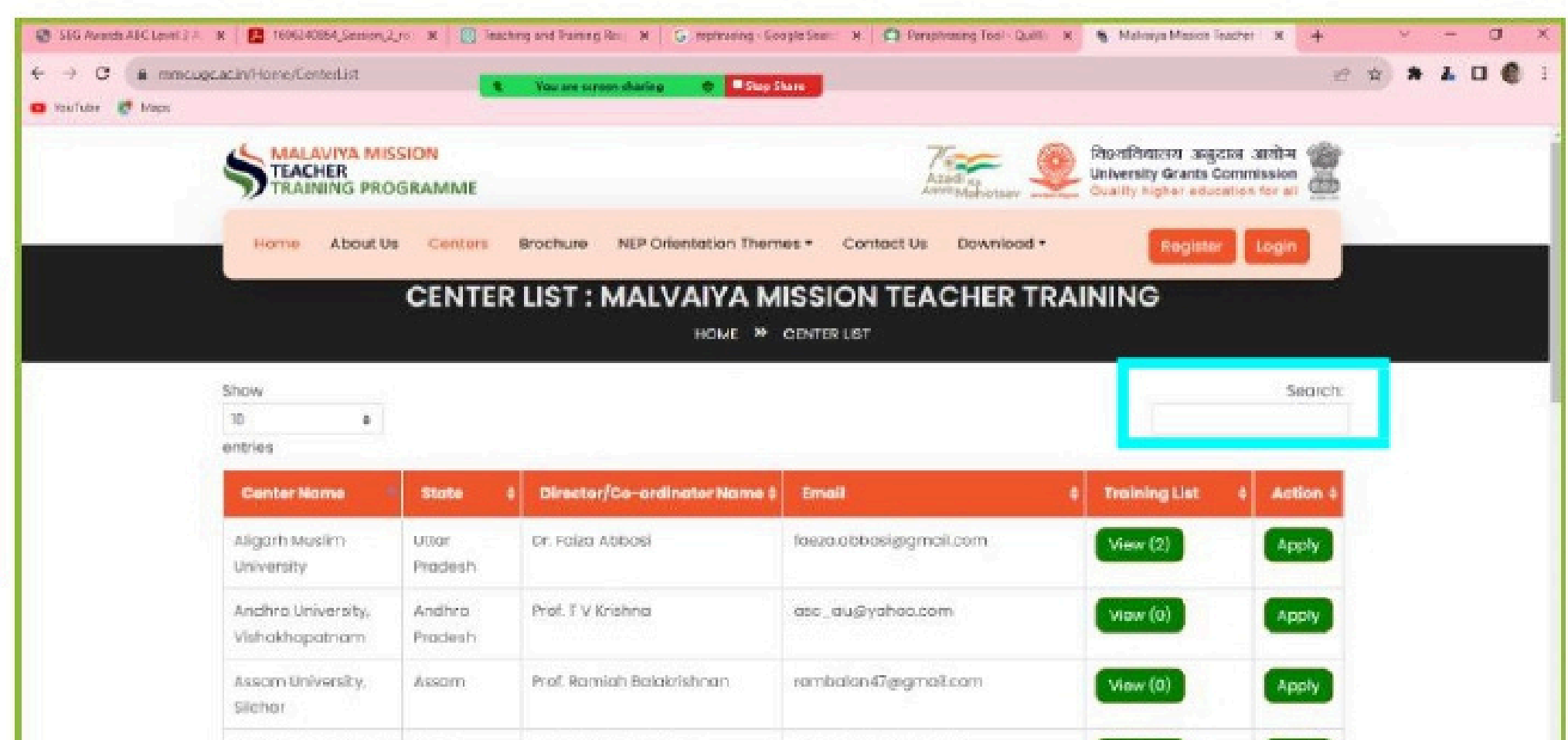
<https://mmc.ugc.ac.in/>

Click on “Centres” and select “NEP Centres”



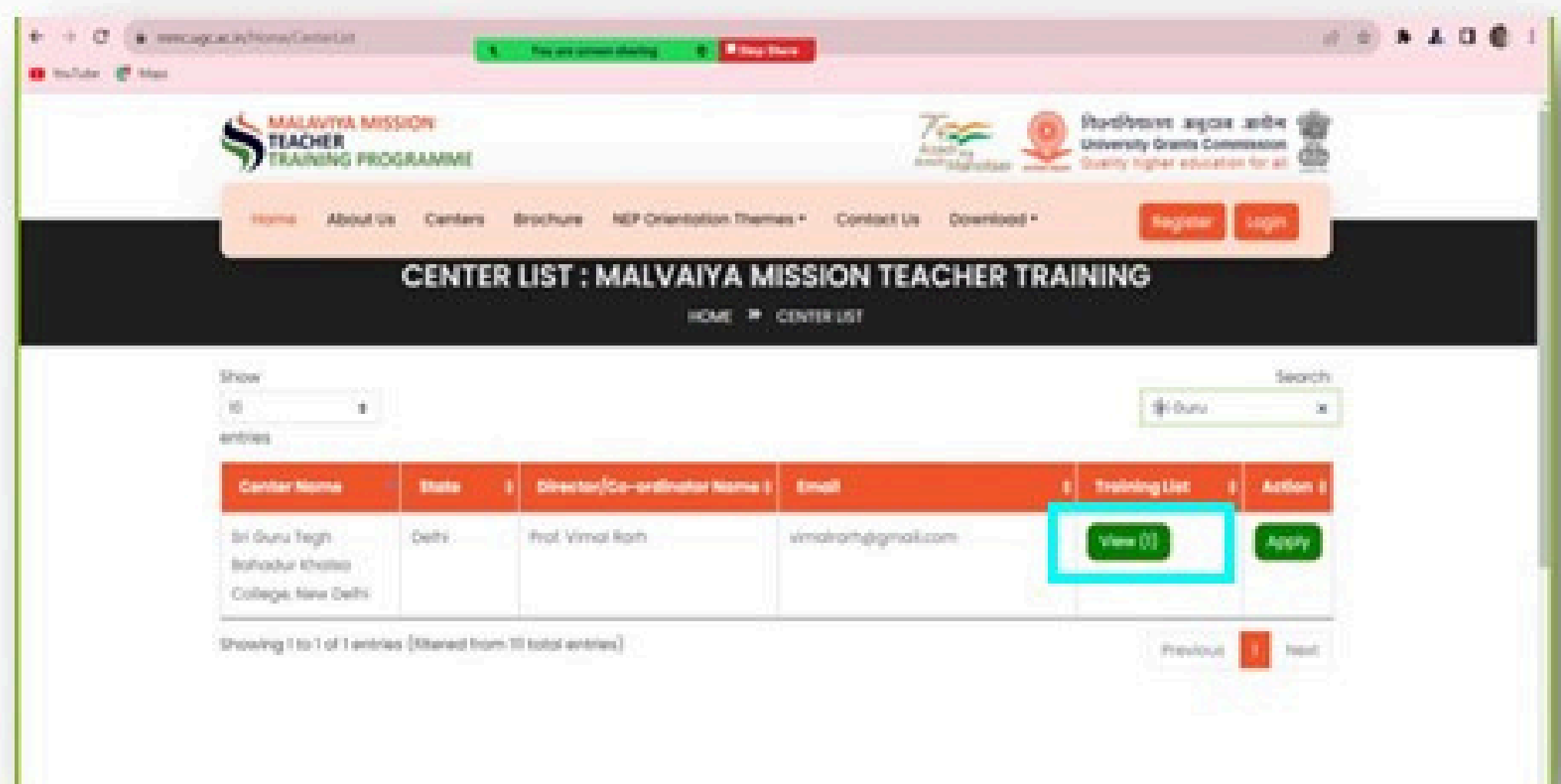
STEP-2

In **Search** option, search for “Khalsa”



STEP-3

You will be able to see the
Centre name-
**Sri Guru Tegh Bahadur
Khalsa College, New Delhi;**
Under Training list, Click
on **"View"**



STEP-4

You will be able to see the
Training Programs in
June 2025

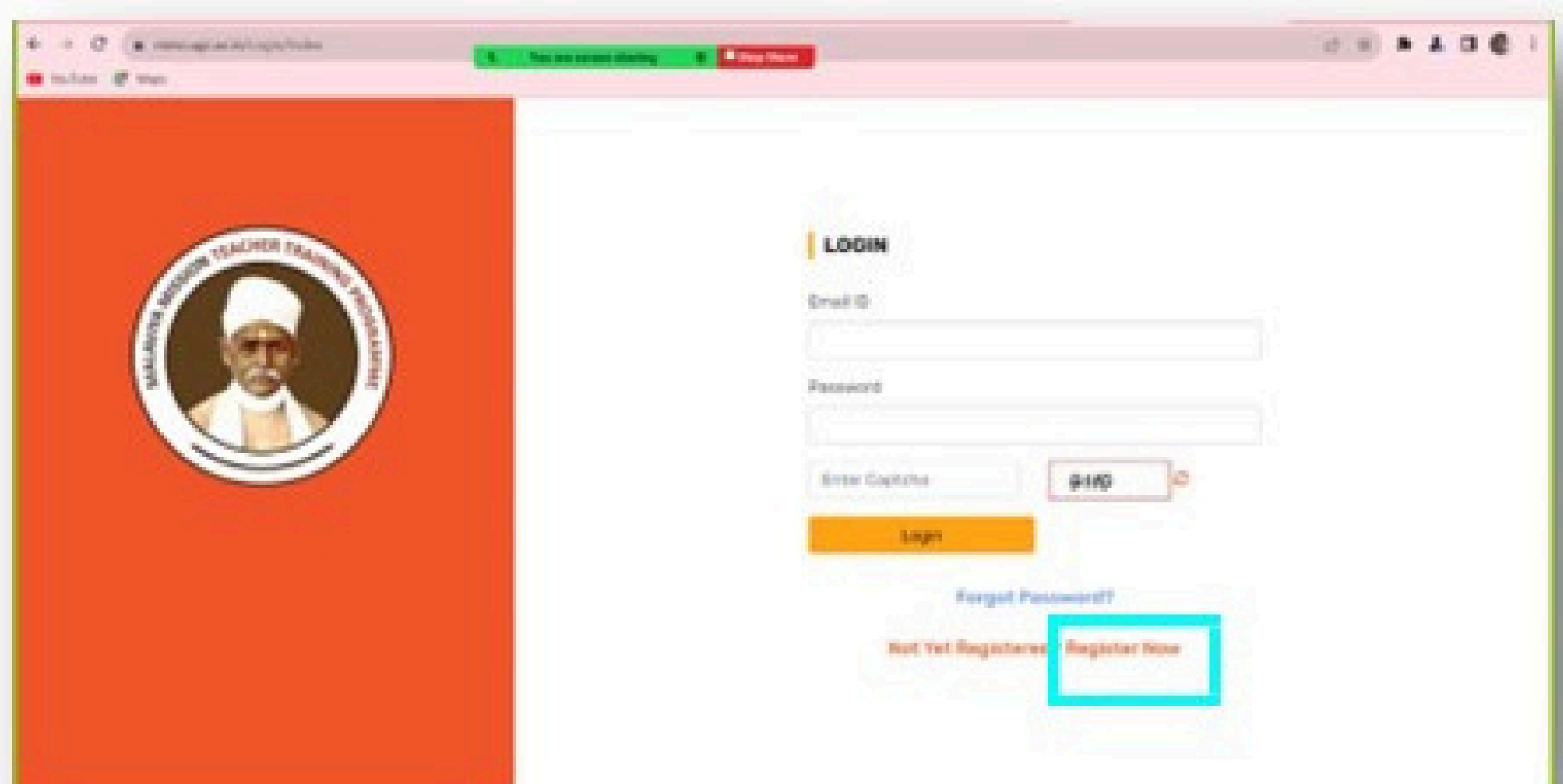
Click on **"Apply"**

MMC-016-2025-JUN-B-03544	Sri Guru Tegh Bahadur Khalsa College, New Delhi	17/06/25 To 27/06/25	Participate
MMC-016-2025-JUN-A-03543	Sri Guru Tegh Bahadur Khalsa College, New Delhi	03/06/25 To 13/06/25	Participate

STEP-5

You will be asked to **login
on the portal;**
Create your login by
clicking on **"Register now"**

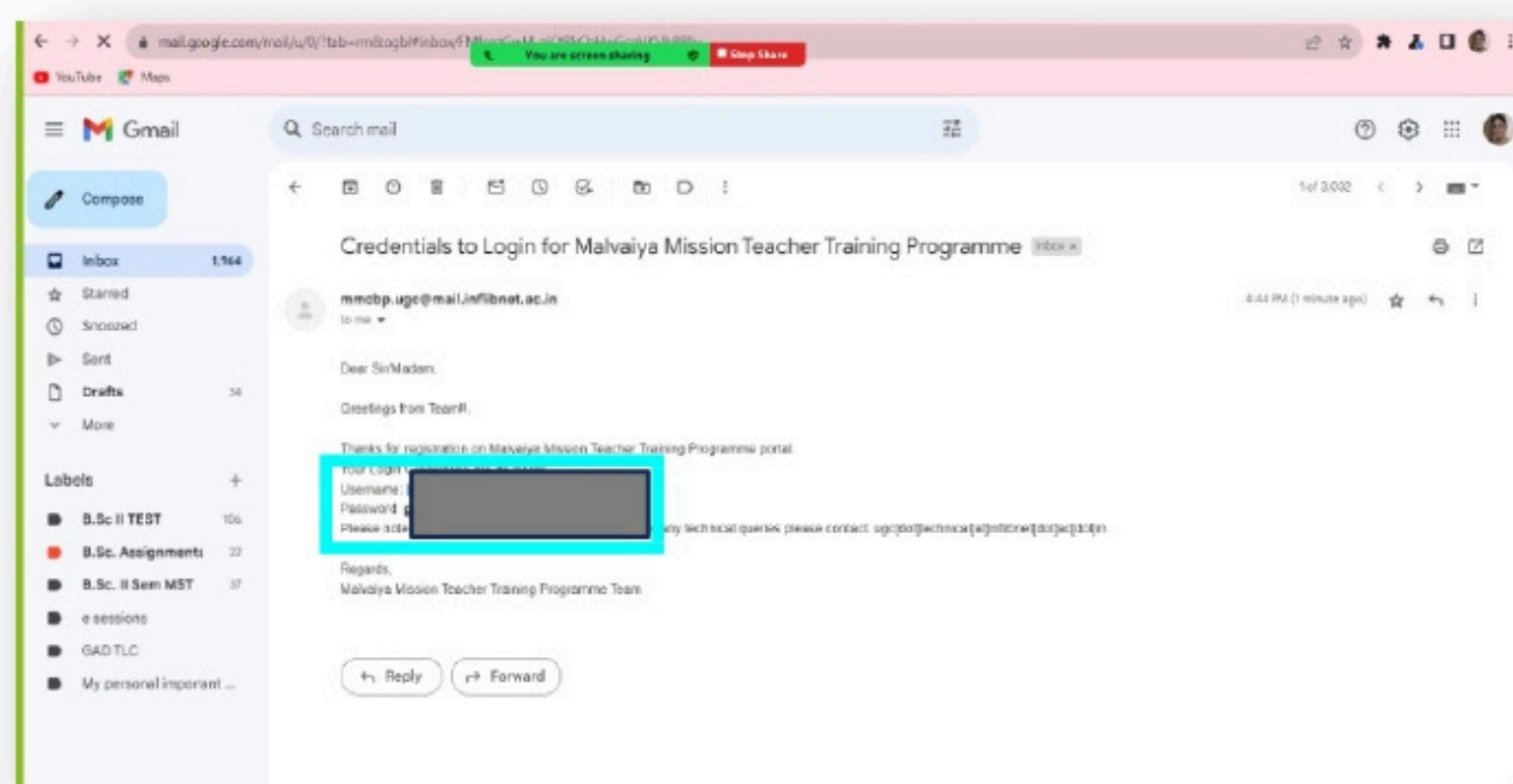
(or use the credentials
if you already have
registered on this portal)



STEP-6
Fill in all the requisite details correctly and very carefully without any typo error to Register on the portal. In the last step, **Upload the nomination letter.**

The screenshot shows the 'PARTICIPANT REGISTRATION' page. On the left is a banner with a portrait of Mahatma Gandhi and the text 'MALAVIYA MISSION TEACHER TRAINING PROGRAMME'. The registration form on the right includes sections for 'Personal Details' (Name, Mobile, Email, Gender, Address, District, Pincode) and 'HEI Details' (State/UT, University, Institute/College Name, Designation). There is a captcha field at the bottom with the value '0186'. A link 'Already Registered? Login' is in the top right corner.

STEP-7
You will get a mail in your inbox from **mmcbp-ugc: Credentials to Login for MMTTP** (or check junk folder also) In the mail, you will be provided with **username** as your email id and a temporary **password**



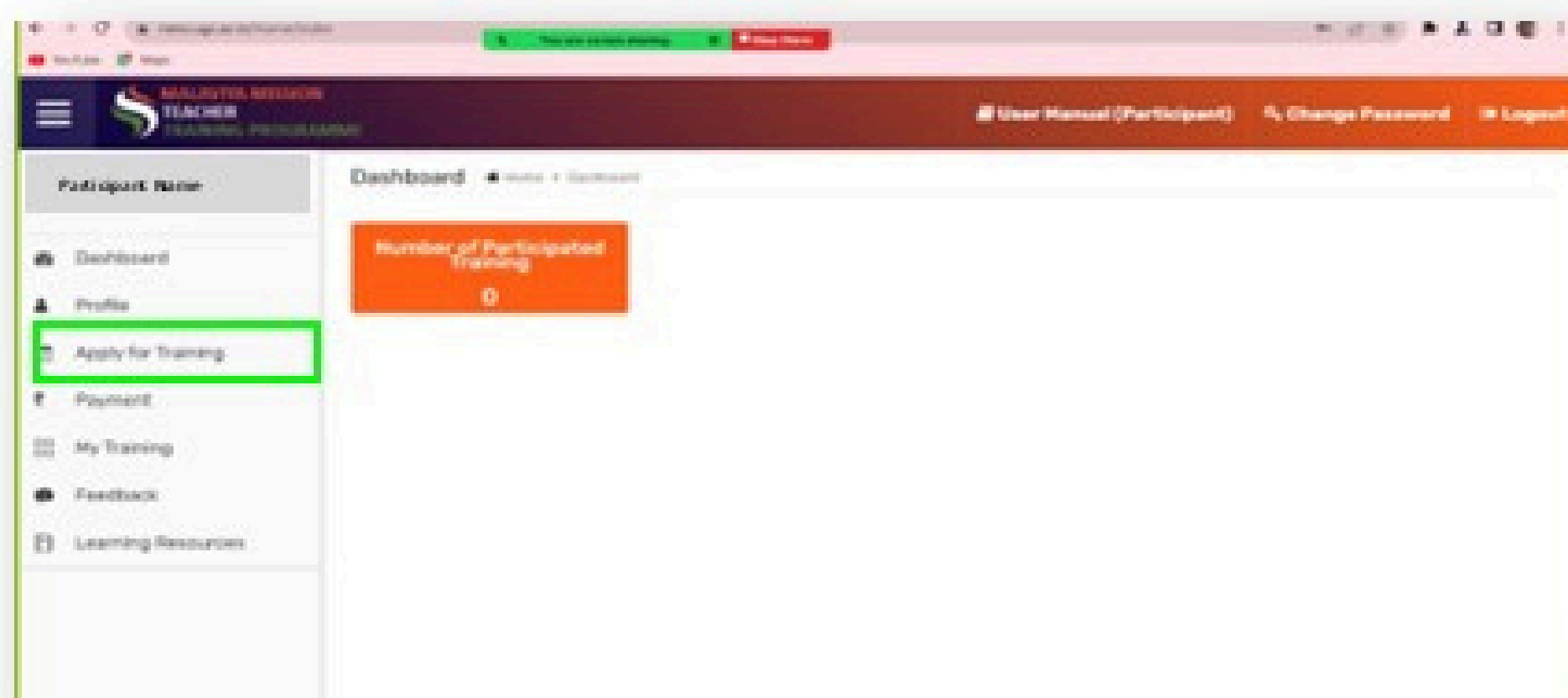
STEP-8
Using this **username** and **password**, **login** to the portal. It will ask to change your password, put a new password and remember it for future use.

The screenshot shows the 'LOGIN' page. On the left is the same banner as in Step 6. The login form on the right has fields for 'Email ID' (containing 'kmvchemistrynarinder@gmail.com') and 'Password'. Below these are two captcha fields with the value 'bceb'. A blue 'Login' button is highlighted with a red box. There are links for 'Forgot Password?' and 'Not Yet Registered? Register Now' at the bottom.

STEP-9

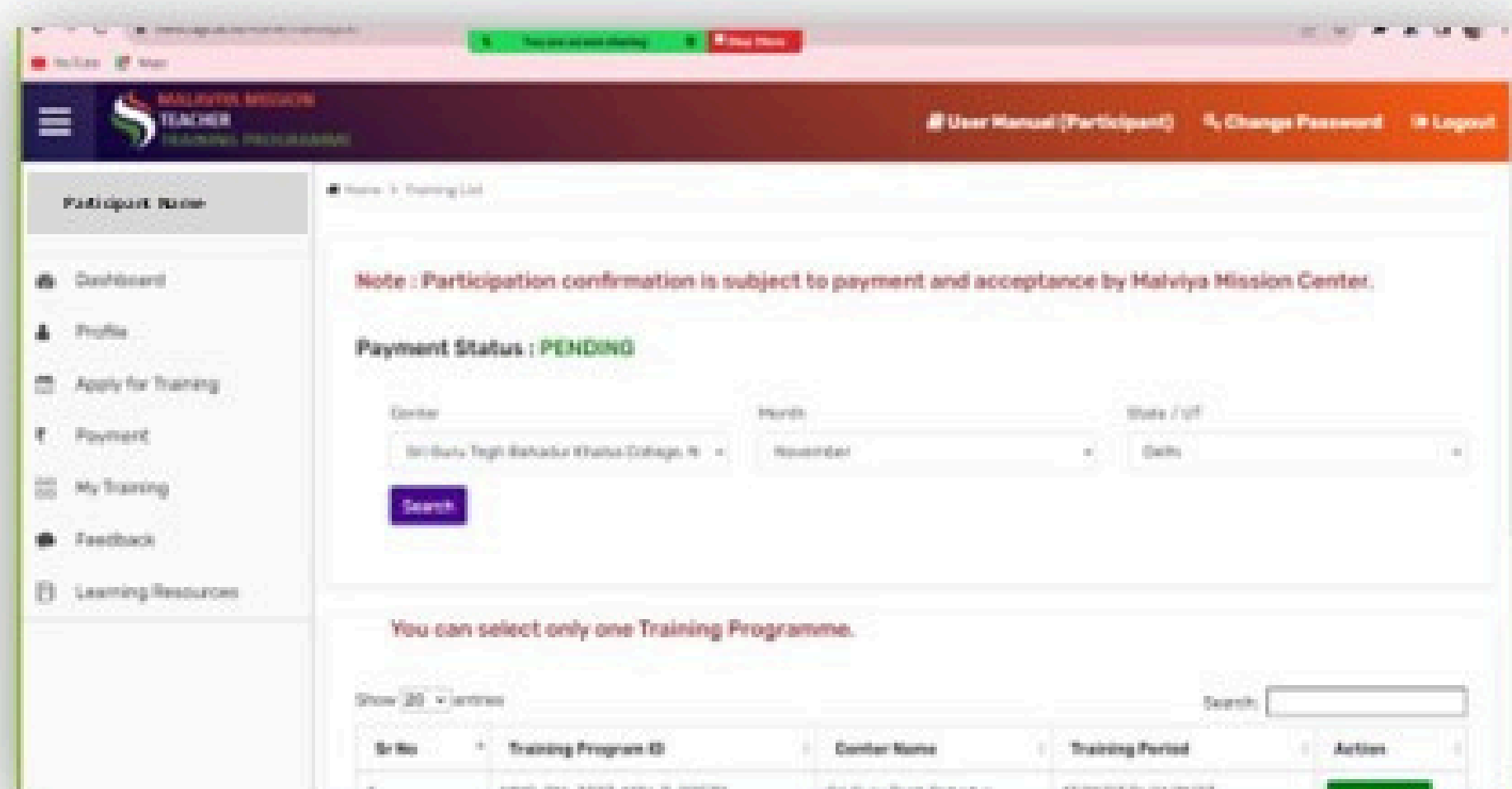
You will be able to see your name as Participant and the “Dashboard”

Click on
“Apply for NEP theme Training”



STEP-10

Search for **Khalsa College** under Centre, and select month **June** and State/UT as Delhi



STEP-11

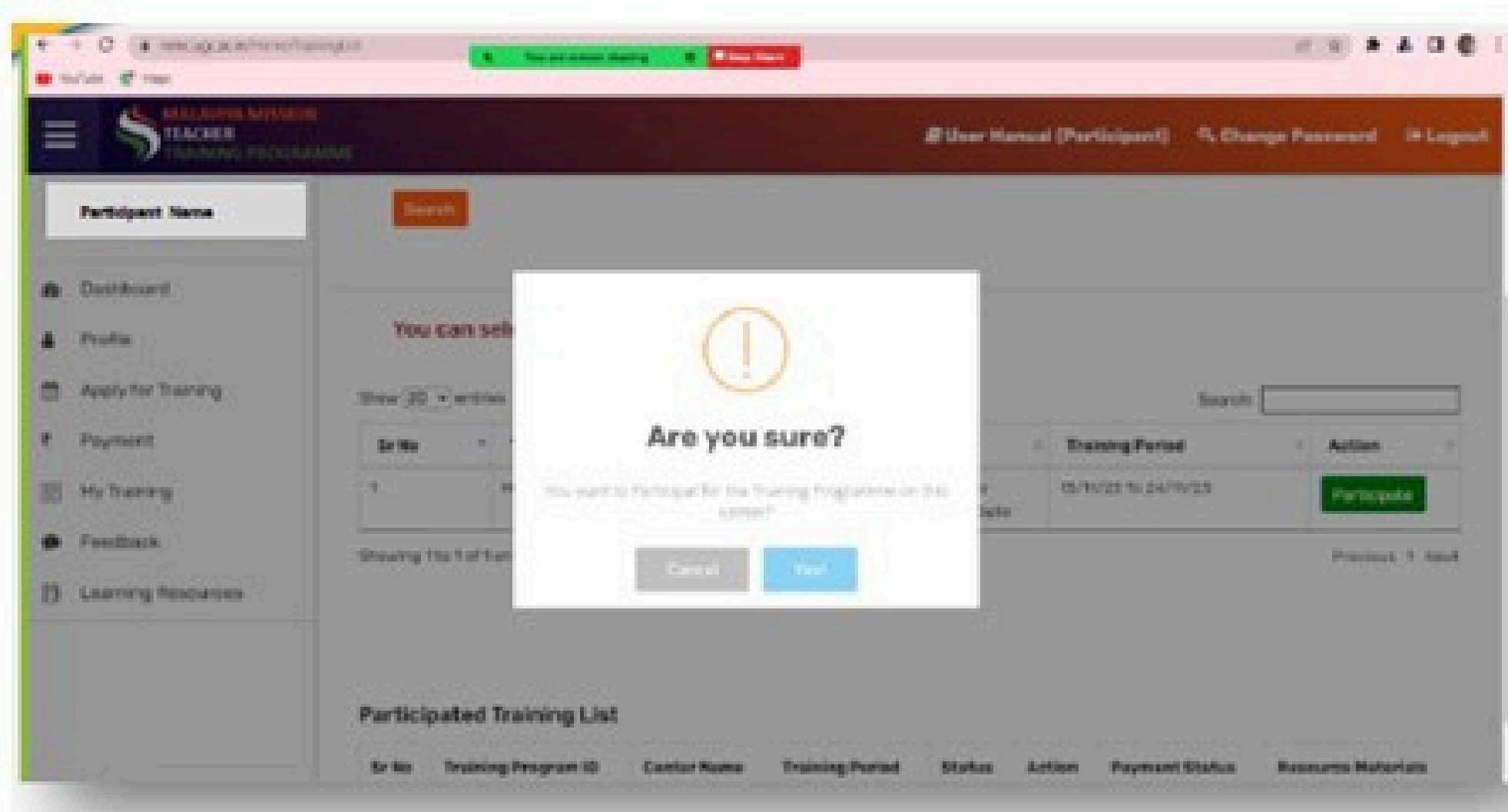
You will be able to see trainings in **June**. Select an option and click on
“Participate”

1	MMC-016-2025-JUN-B-03544	Sri Guru Tegh Bahadur Khalsa College, New Delhi	17/06/25 To 27/06/25	Participate
2	MMC-016-2025-JUN-A-03543	Sri Guru Tegh Bahadur Khalsa College, New Delhi	03/06/25 To 13/06/25	Participate

STEP-12

It will ask, **"Are you sure?"**
Click on **"yes"**

You will be able to see -
"Success"
Training programme has been saved
Click on **"OK"**



GAD-MMTTC Contact Details:

Mail: tlcworkshop@tlckhalsa.in

WhatsApp No: **+91 98104 54703**
(NO CALLs PLEASE, ONLY MESSAGE)

FURTHER STEPS

- You will be added in a WhatsApp group.
- Zoom Invite will be sent to your registered email id which may sometime go in spam or Junk folder
- In case you are not added in WhatsApp group by morning of the first date of the event, send a WhatsApp message on **TLC Office No- 9810454703** or mail to tlcworkshop@tlckhalsa.in
- All further Instructions will be provided through the WhatsApp group & during Live sessions.



FOR REGISTRATION RELATED PROBLEMS, KINDLY JOIN THE WHATSAPP GROUP BY SCANNING THE QR CODE OR CLICK ON THE LINK BELOW:

[HTTP://BIT.LY/NEP-QUERY-GROUP-2025](http://bit.ly/NEP-QUERY-GROUP-2025)

