



S.S.T. College of Arts & Commerce

(Affiliated to University of Mumbai, Mumbai) Ulhasnagar - 421 004, Dist. Thane.

TEACHERS FEEDBACK



2020-21

**FEEDBACK ANALYSIS
AND ACTION TAKEN
REPORT**

TEACHER FEEDBACK SYSTEM

Summary of the feedback system followed at SST COLLEGE OF ARTS & COMMERCE

Teacher's feedback is collected through individual discussion, carefully listening to teacher's issues raised in the meeting of teachers' association and by close interaction with the elected representatives of teachers.

TEACHERS FEEDBACK – DATA ANALYSIS & INTERPRETATION

Question 1 - Are the programme outcomes and course outcomes of the syllabi well defined?

	Strongly Agree	Agree	Neutral	Disagree	Strongly Disagree	Total
No of Teachers	24	21	18	0	2	65
Percentage	36.92	32.31	27.69	0	3.08	100
Weighted Score	120	84	54	0	2	260
Weighted mean score						4

Table 1 reveals that 36.92% of teachers strongly agree that the programme outcomes and course outcome of the syllabi are well defined. 32.31% of teachers agree for the same. 27.69% of teachers' views are neutral. 3.08% of teachers strongly disagree that the programme outcomes and course outcomes of the syllabi are well defined.

The results to Question 1 are presented below in diagram as shown in Fig.1

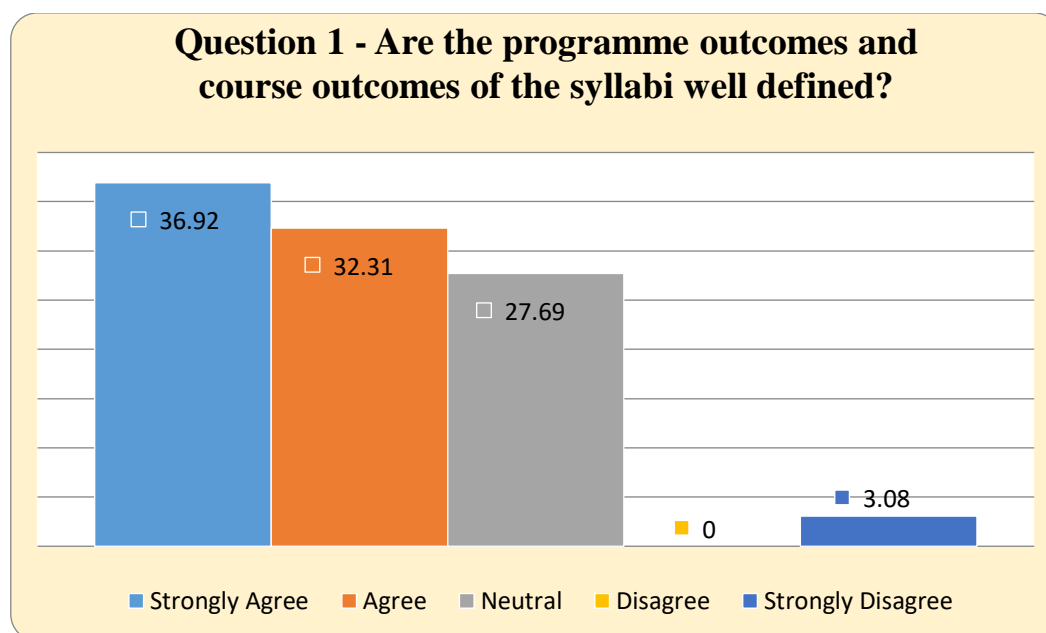


Fig1 Represents Percentage of responses on Question 1.

Here, it is also observed that the Weighted Mean Score of Question 1 is 4 which lies between the Likert range 3.40 to 4.20 i.e. range for "Agree" so, it can be concluded that are the programme outcomes and course outcomes of the syllabi well defined?

Question 2 - The books /journals etc. prescribed/ listed as reference materials are relevant/updated and cover the entire syllabus

	Strongly Agree	Agree	Neutral	Disagree	Strongly Disagree	Total
No of Teachers	29	19	14	3	0	65
Percentage	44.62	29.23	21.54	4.62	0	100
Weighted Score	145	76	42	6	0	269
Weighted mean score						4.13

Table 2 reveals that 44.62% of teachers strongly agree that the books /journals etc. prescribed/ listed as reference materials are relevant/updated and cover the entire syllabus. 29.23% of teachers agree for the same. 21.54% of teachers' views are neutral. 4.62% of teachers disagree.

The results to Question 2 are presented below in diagram as shown in Fig.2

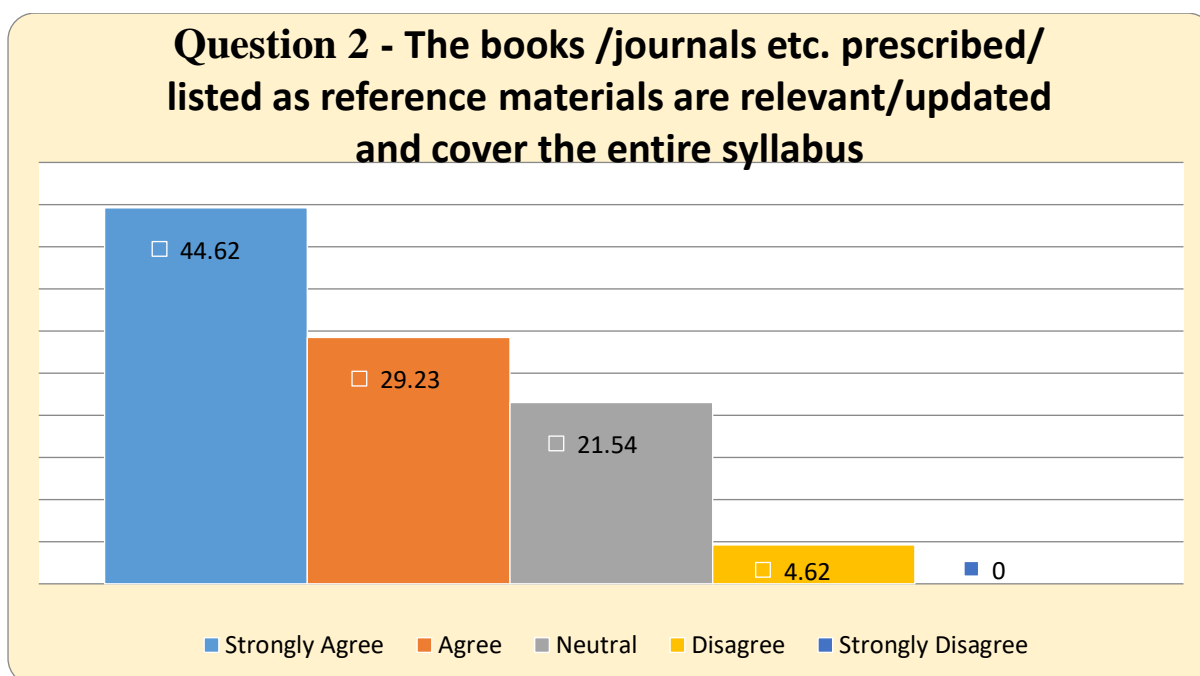


Fig 2 Represents Percentage of responses on Question 2.

Here, it is also observed that the Weighted Mean Score of Question 2 is 4.13 which lies between the Likert range 3.40 to 4.20 i.e. range for "Agree" so, it can be concluded that books /journals etc. prescribed/ listed as reference materials are relevant/updated and cover the entire syllabus.

Question 3 - The course/syllabus has a good balance between theory and practical.

	Strongly Agree	Agree	Neutral	Disagree	Strongly Disagree	Total
No of Teachers	26	21	16	2	0	65
Percentage	40	32.31	24.62	3.08	0	100.01
Weighted Score	130	84	48	4	0	266
Weighted mean score						4.09

Table 3 reveals that 40% of teachers strongly agree that the course/syllabus has a good balance between theory and practical. 32.31% of teachers agree for the same. 24.62% of teachers' views are neutral. 3.08% of teachers disagree.

The results to Question 3 are presented below in diagram as shown in Fig.3

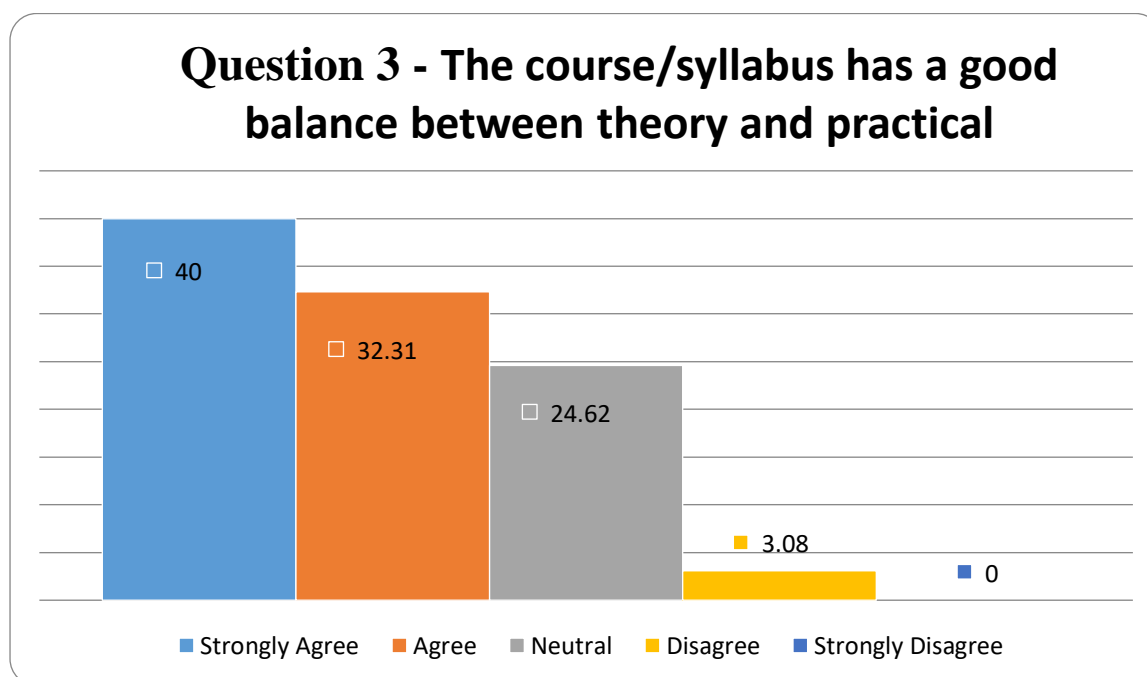


Fig 3 Represents Percentage of responses on Question 3.

Here, it is also observed that the Weighted Mean Score of Question 3 is 4.09 which lies between the Likert range 3.40 to 4.20 i.e. range for "Agree" so, it can be concluded that books /journals etc. prescribed/ listed as reference materials are relevant/updated and cover the entire syllabus.

Question 4 - The reading and Reference material are available online as E-Resources.

	Strongly Agree	Agree	Neutral	Disagree	Strongly Disagree	Total
No of Teachers	24	22	16	2	1	65
Percentage	36.92	33.85	24.62	3.08	1.54	100
Weighted Score	120	88	48	4	1	261
Weighted mean score						4.01

Table 4 reveals that 36.92% of teachers strongly agree that the reading and Reference material are available online as E-Resources. 33.85% of teachers agree for the same. 24.62% of teachers' views are neutral. 3.08% of teachers disagree 1.54% of teachers are strongly disagree that the reading and Reference material are available online as E-Resources.

The results to Question 1 are presented below in diagram as shown in Fig.1

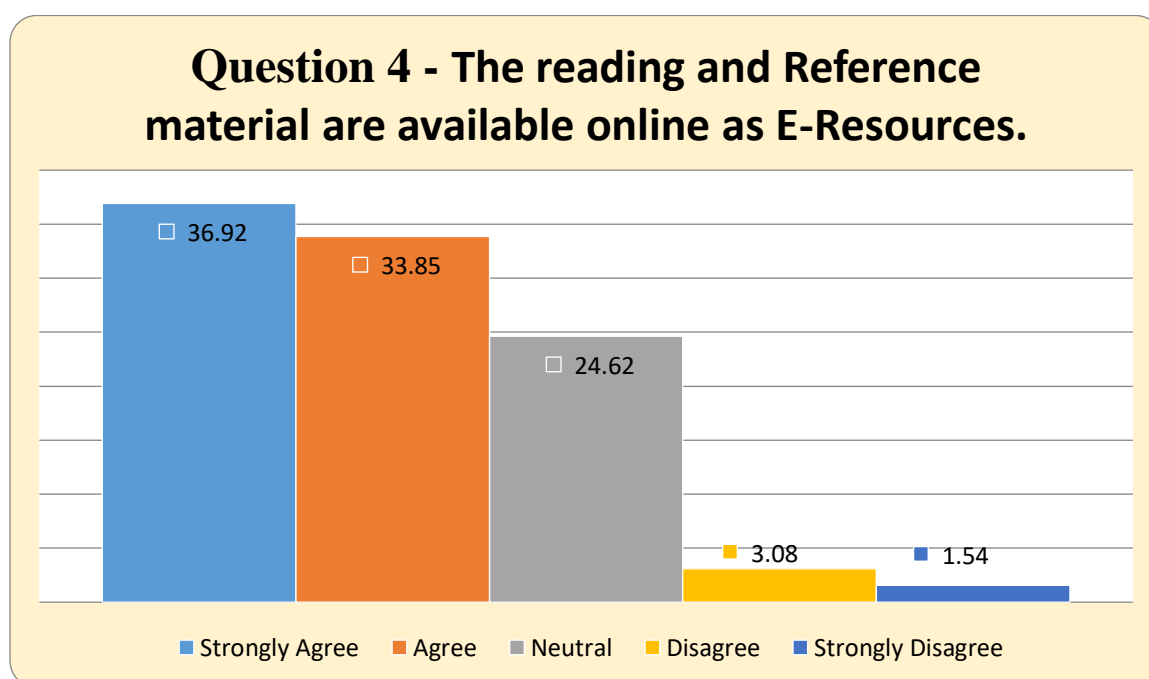


Fig 4 Represents Percentage of responses on Question 4.

Here, it is also observed that the Weighted Mean Score of Question 4 is 4.01 which lies between the Likert range 3.40 to 4.20 i.e. range for "Agree" so, it can be concluded that reading and Reference material are available online as E-Resources.

Question 5 - Sufficient training is provided for online teaching of Curriculum.

	Strongly Agree	Agree	Neutral	Disagree	Strongly Disagree	Total
No of Teachers	26	20	18	1	0	65
Percentage	40	30.77	27.69	1.54	0	100
Weighted Score	130	80	54	2	0	266
Weighted mean score						4.09

Table 5 reveals that 40% of teachers strongly agree that sufficient training is provided for online teaching of Curriculum. 30.77% of teachers agree for the same. 27.69% of teachers' views are neutral. 1.54% of teachers disagree.

The results to Question 5 are presented below in diagram as shown in Fig.5

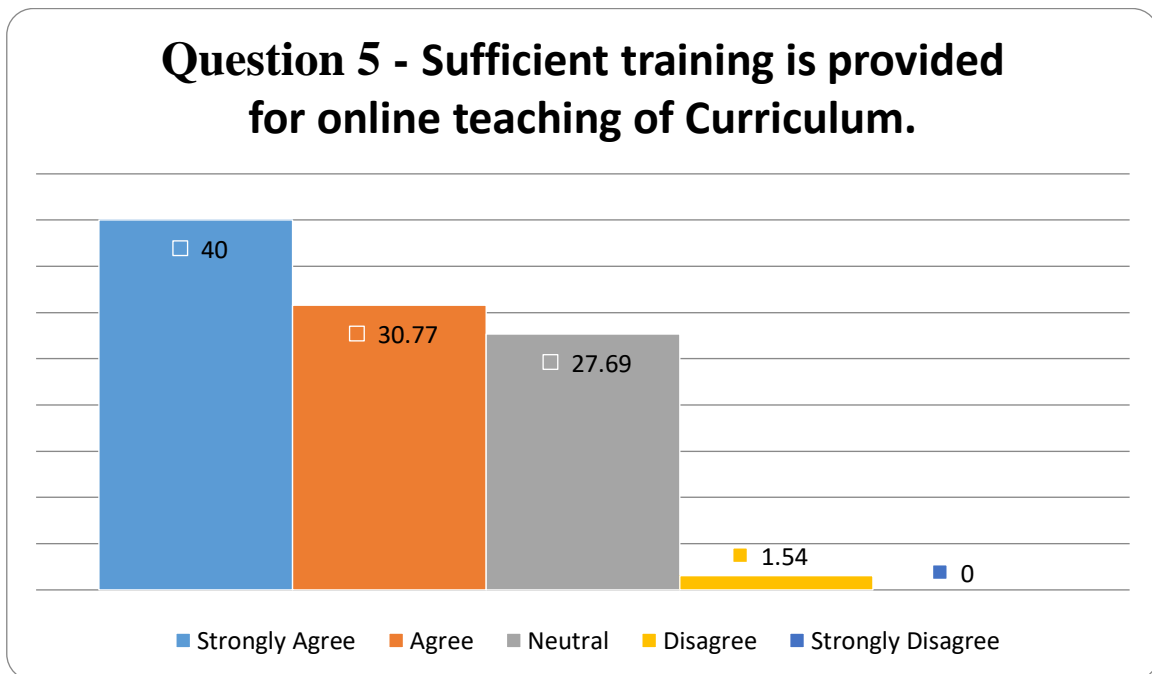


Fig 5 Represents Percentage of responses on Question 5.

Here, it is also observed that the Weighted Mean Score of Question 5 is 4.09 which lies between the Likert range 3.40 to 4.20 i.e. range for "Agree" so, it can be concluded that sufficient training is provided for online teaching of Curriculum.

Question 6 – The environment in the College is conducive to teaching and research.

	Strongly Agree	Agree	Neutral	Disagree	Strongly Disagree	Total
No of Teachers	19	17	14	4	0	54
Percentage	35.19	31.48	25.93	7.41	0	100
Weighted Score	95	68	42	8	0	213
Weighted mean score						3.94

Table 6 reveals that 35.19% of teachers strongly agree that the environment in the College is conducive to teaching and research. 31.48% of teachers agree for the same. 25.93% of teachers' views are neutral. 7.41% of teachers disagree that the environment in the College is conducive to teaching and research.

The results to Question 6 are presented below in diagram as shown in Fig.6

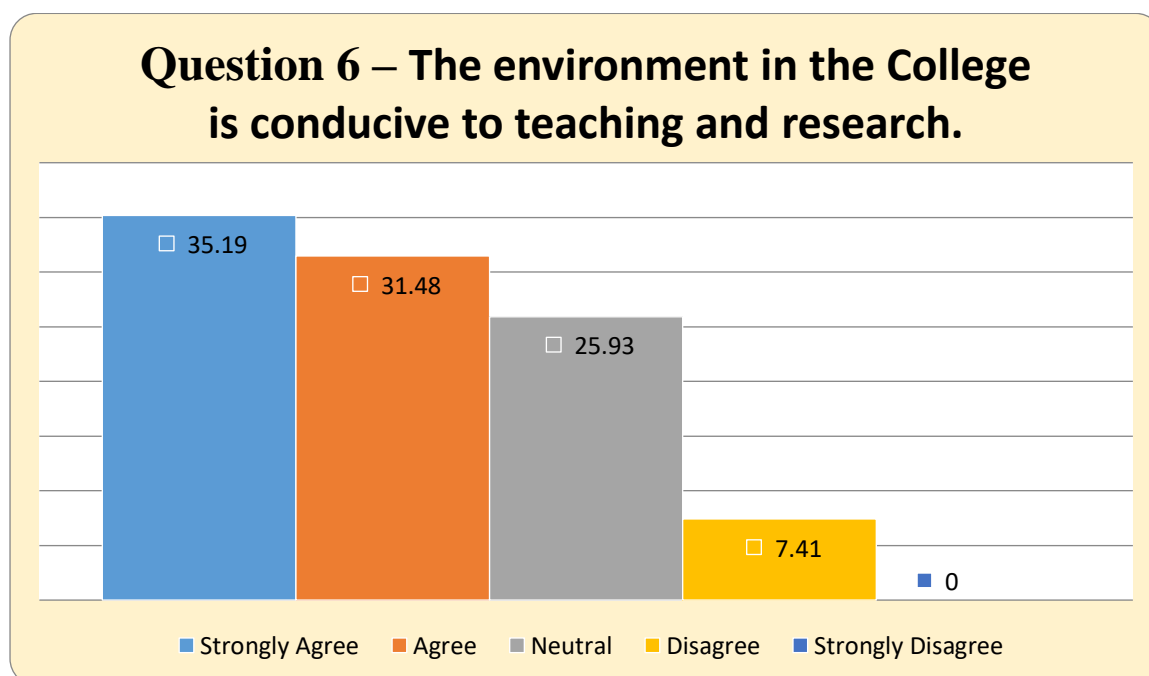


Fig6 Represents Percentage of responses on Question 6.

Here, it is also observed that the Weighted Mean Score of Question 6 is 3.94 which lies between the Likert range 3.40 to 4.20 i.e. range for "Agree" so, it can be concluded that the environment in the College is conducive to teaching and research.

Question 7 – Coverage of the designed curriculum in the allotted time period effectively.

	Strongly Agree	Agree	Neutral	Disagree	Strongly Disagree	Total
No of Teachers	18	17	14	5	0	54
Percentage	33.33	31.48	25.93	9.26	0	100
Weighted Score	90	68	42	10	0	210
Weighted mean score						3.88

Table 1 reveals that 33.33% of teachers strongly agree that Guidance and Mentorship of the student is helpful. 31.48% of teachers agree for the same. 25.93% of teachers' views are neutral. 9.26% of teachers disagree that Guidance and Mentorship of the student is helpful.

The results to Question 7 are presented below in diagram as shown in Fig.7

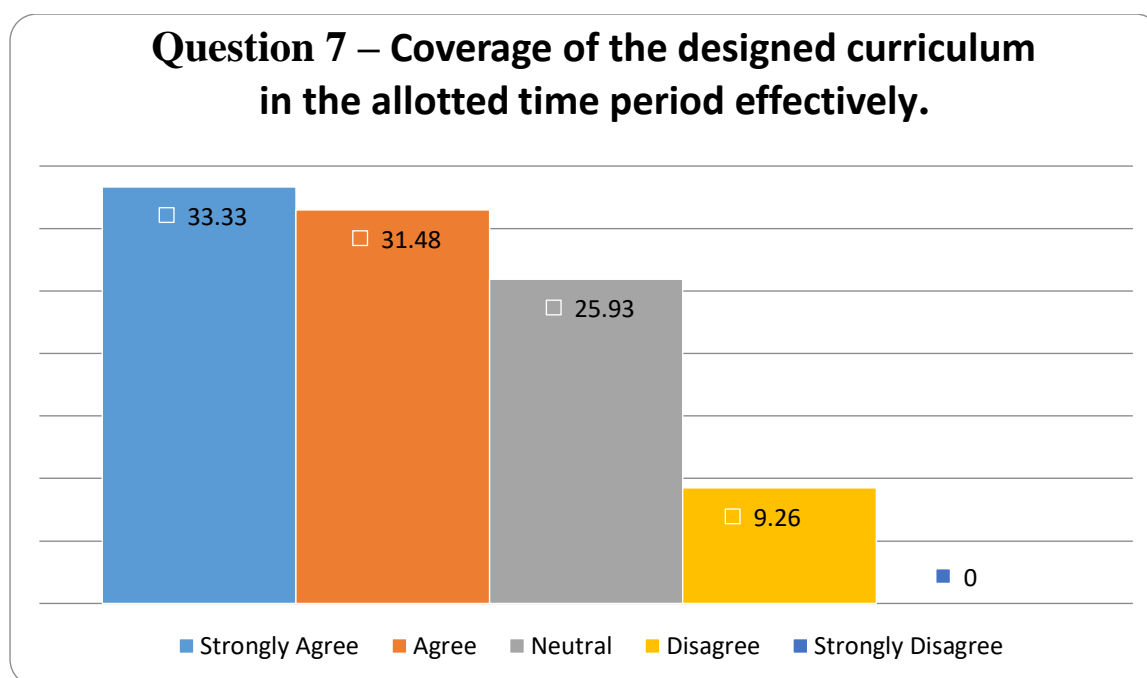


Fig7 Represents Percentage of responses on Question 7.

Here, it is also observed that the Weighted Mean Score of Question 7 is 3.88 which lies between the Likert range 3.40 to 4.20 i.e. range for “Agree” so, it can be concluded that books /journals etc. prescribed/ listed as reference materials are relevant/updated and cover the entire syllabus.

Question 8 – The College has given me full freedom to adopt new techniques strategies of teaching such as group discussions, seminars, presentations and learners participation/Digital platform, etc.

	Strongly Agree	Agree	Neutral	Disagree	Strongly Disagree	Total
No of Teachers	21	18	11	2	2	54
Percentage	38.89	33.33	20.37	3.7	3.7	100
Weighted Score	105	72	33	4	2	216
Weighted mean score						4

Table 8 reveals that 38.89% of teachers strongly agree that the course syllabus is suitable for the course. 33.33% of teachers agree for the same. 20.37% of teachers' views are neutral. 3.7% of teachers disagree 3.7% of teachers strongly disagree that the course syllabus is suitable for the course.

The results to Question 8 are presented below in diagram as shown in Fig.8

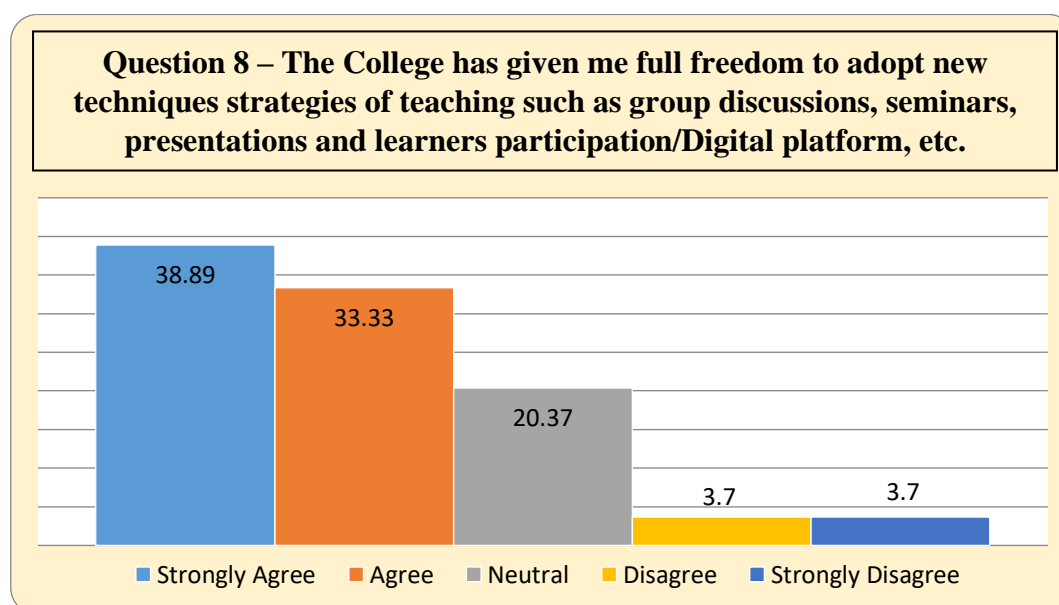


Fig8 Represents Percentage of responses on Question 8.

Here, it is also observed that the Weighted Mean Score of Question 8 is 4 which lies between the Likert range 3.40 to 4.20 i.e. range for “Agree” so, it can be concluded that books /journals etc. prescribed/ listed as reference materials are relevant/updated and cover the entire syllabus.

ACTION TAKEN REPORTS

Sr. No.	Issues Raised	Action Taken	Evidence
1.	<p>Department of Commerce/ Management Studies</p> <p>Training for online teaching of curriculum</p>	For many teachers, it was difficult to enable the students to access the notes and presentation online. As a result, teachers received instruction on how to use the LMS for exchanging notes and presentations.	https://sstcollege.edu.in/wp-content/uploads/2022/12/Learning-materials-and-assignments.pdf
2.	<p>Department of Management Studies</p> <p>New strategies of teaching</p>	For HR and Marketing Applied students, teachers provided additional project-based learning materials, and students were urged to produce a paper on the primary data gathered.	https://sstcollege.edu.in/wp-content/uploads/2022/12/Project-Documents.pdf
3.	<p>Department of Science (Information Technology) / (Computer Science)</p> <p>New strategies of teaching</p>	Teachers offered additional project-based training for the various software programmes to students in IT and CS, who also produced live projects.	https://sstcollege.edu.in/wp-content/uploads/2022/12/Project-Based-Learning.pdf
4.	<p>Department of Science (Information Technology) / (Computer Science)</p> <p>Balance in curriculum between theory and practical</p>	The college is affiliated to the University of Mumbai. As a result, we lack the flexibility to alter the course structure, so the college has written a letter to the university regarding the upgrade of the syllabus.	Letter sent to university
5.	<p>Department of Commerce/ Management Studies/ Arts / IT and CS</p> <p>Mentorship to the students</p>	Due to the pandemic, the teacher was not able to counsel the students physically, hence the college introduced online counseling as an alternative to traditional face-to-face counseling, where the students can meet the teachers virtually and be under their guidance and mentorship.	https://sstcollege.edu.in/helpdesk/