



S.S.T. College of Arts & Commerce

(Affiliated to University of Mumbai, Mumbai) Ulhasnagar - 421 004, Dist. Thane.

TEACHERS FEEDBACK



2019-20

**FEEDBACK ANALYSIS
AND ACTION TAKEN
REPORT**

TEACHER FEEDBACK SYSTEM

**Summary of the feedback system followed
at
SST COLLEGE OF ARTS & COMMERCE**

Teacher's feedback is collected through individual discussion, carefully listening to teacher's issues raised in the meeting of teachers' association and by close interaction with the elected representatives of teachers.




PRINCIPAL
S.S.T COLLEGE OF ARTS
& COMMERCE ULHASNAGAR-4

TEACHERS FEEDBACK – DATA ANALYSIS & INTERPRETATION

Question 1 - Are the programme outcomes and course outcomes of the syllabi well defined?

	Strongly Agree	Agree	Neutral	Disagree	Strongly Disagree	Total
No of Teachers	23	20	17	2	1	63
Percentage	36.51	31.75	26.98	3.17	1.59	100
Weighted Score	115	80	51	4	1	251
Weighted mean score						3.98

Table 1 reveals that 36.51% of teachers strongly agree that the programme outcomes and course outcomes of the syllabi are well defined. 31.75% of teachers agree for the same. 26.98% of teachers' views are neutral. 3.17% of teachers disagree 1.59% of teachers strongly disagree that the programme outcomes and course outcomes of the syllabi are well defined.

The results to Question 1 are presented below in diagram as shown in Fig.1

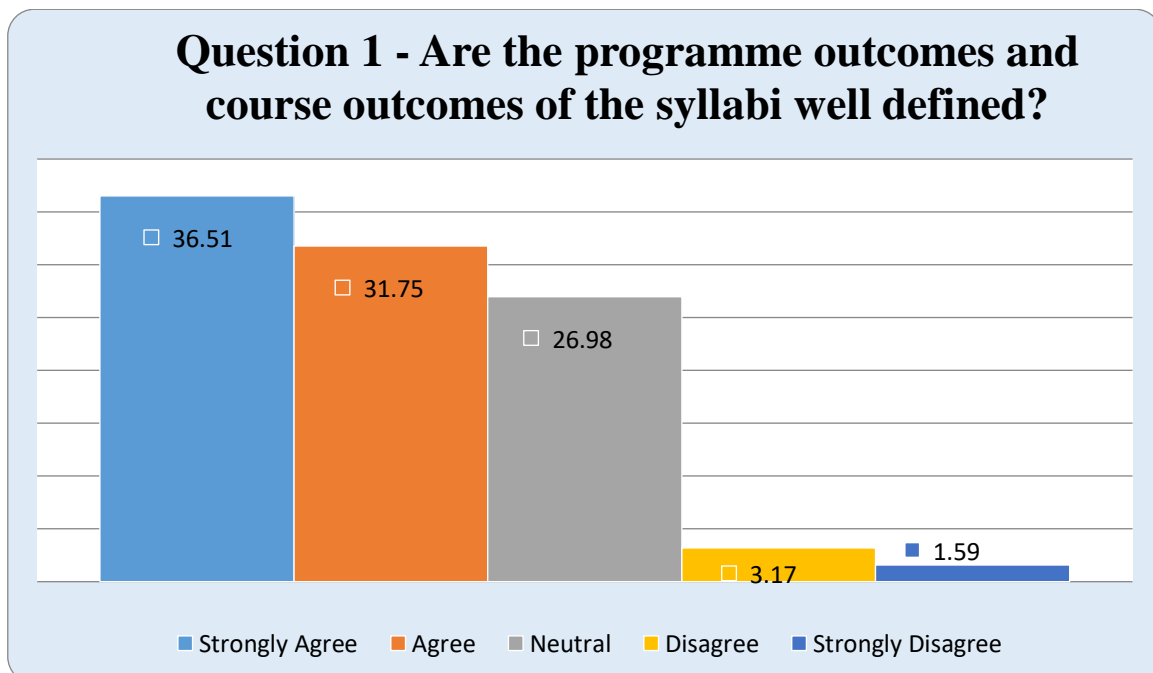


Fig1 Represents Percentage of responses on Question 1.

Here, it is also observed that the Weighted Mean Score of Question 1 is 3.98 which lies between the Likert range 3.4 to 4.2 i.e. range for “Agree” so, it can be concluded that the programme outcomes and course outcomes of the syllabi are well defined.

PRINCIPAL

S.S.T COLLEGE OF ARTS
& COMMERCE ULHASNAGAR-4



Question 2 - The books /journals etc. prescribed/ listed as reference materials are relevant/updated and cover the entire syllabus.

	Strongly Agree	Agree	Neutral	Disagree	Strongly Disagree	Total
No of Teachers	24	20	15	2	2	63
Percentage	38.1	31.75	23.81	3.17	3.17	100
Weighted Score	120	80	45	4	2	251
Weighted mean score						3.98

Table 2 shows that 38.1% of teachers strongly agree that the books /journals etc. prescribed/ listed as reference materials are relevant/updated and cover the entire syllabus. 31.75% of teachers agree for the same. 23.81% of teachers' views are neutral. 3.17% of teachers disagree and 3.17% of teachers strongly disagree that the books /journals etc. prescribed/ listed as reference materials are relevant/updated and cover the entire syllabus.

The results to Question 2 are presented below in diagram as shown in Fig.2

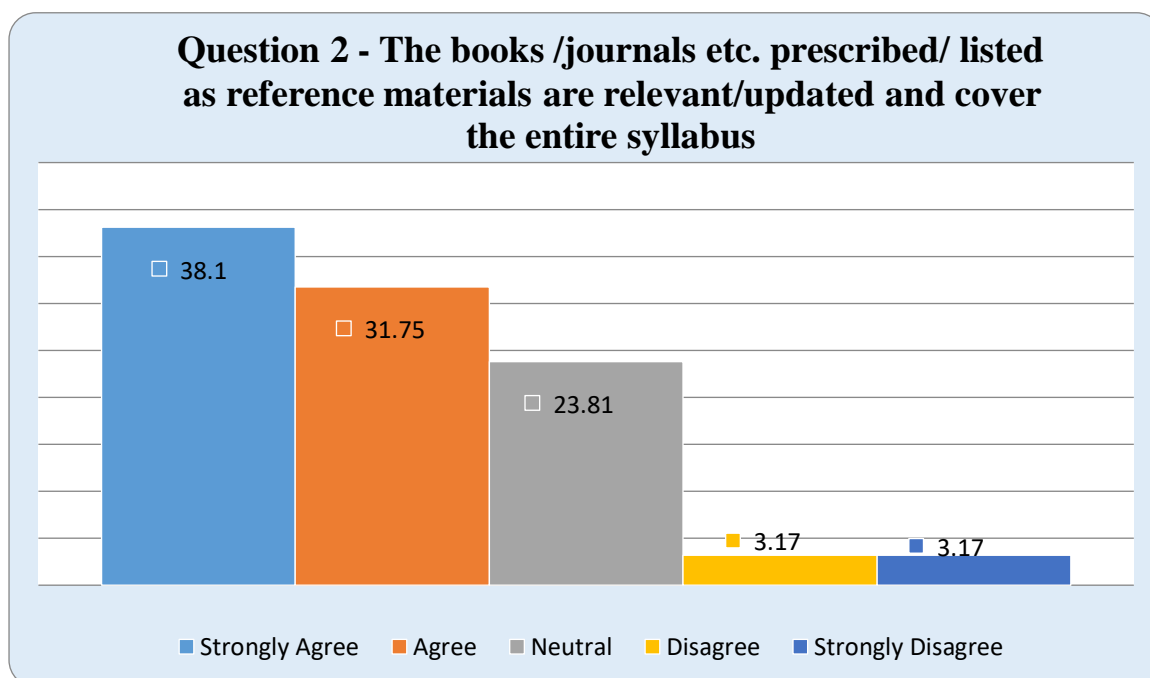


Fig2 Represents Percentage of responses on Question 2 for the assigned subject.

Here, it is also observed that the Weighted Mean Score of Question 2 is 3.98 which lies between the Likert range 3.4 to 4.2 i.e. range for "Agree" so, it can be concluded that the books /journals etc. prescribed/ listed as reference materials are relevant/updated and cover the entire syllabus.

Question 3 - The course/syllabus has a good balance between theory and practical.

	Strongly Agree	Agree	Neutral	Disagree	Strongly Disagree	Total
No of Teachers	24	22	17	0	0	63
Percentage	38.1	34.92	26.98	0	0	100
Weighted Score	120	88	51	0	0	259
Weighted mean score						4.11

Table 3 shows that 38.1% of teachers strongly agree that the course/syllabus has a good balance between theory and practical for the assigned subject 34.92% of teachers agree for the same. 26.98% of teachers' views are neutral.

The results to Question 3 are presented below in diagram as shown in Fig.3

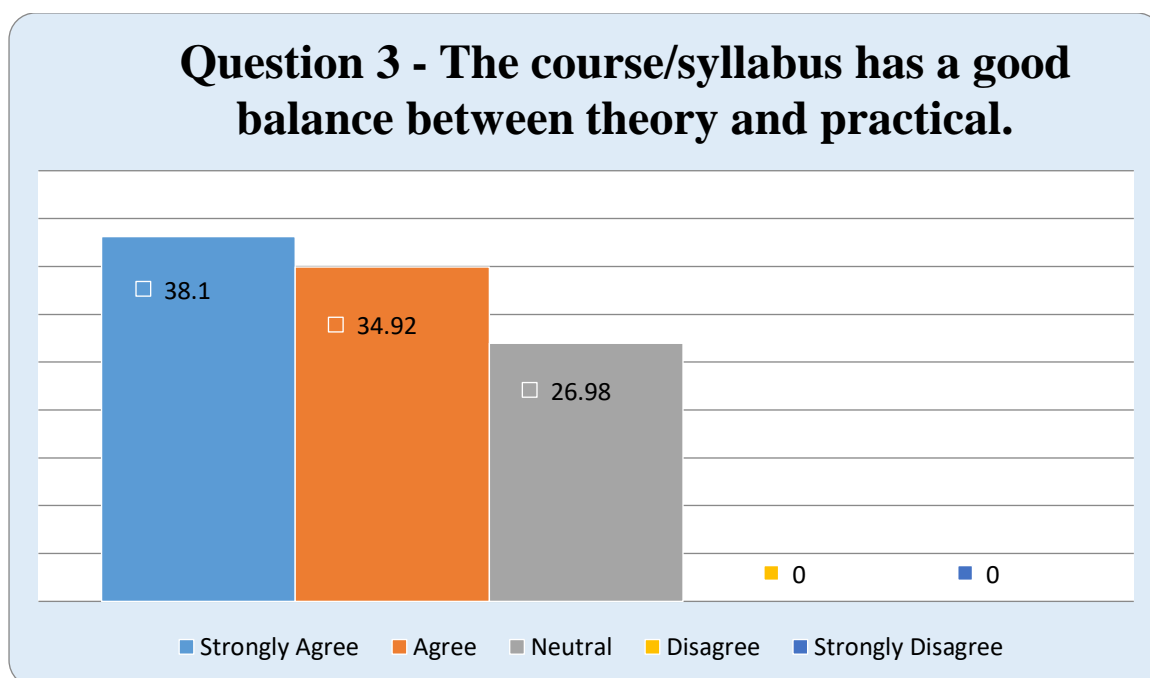


Fig3 Represents Percentage of responses on Question 3 for the assigned subject.

Here, it is also observed that the Weighted Mean Score of Question 3 is 4.11 which lies between the Likert range 3.4 to 4.2 i.e. range for "Agree" so, it can be concluded that the course/syllabus has a good balance between theory and practical.



PRINCIPAL
S.S.T. COLLEGE OF ARTS
& COMMERCE ULHASNAGAR-4

Question 4 - The reading and reference material are available online as E-Resources.

	Strongly Agree	Agree	Neutral	Disagree	Strongly Disagree	Total
No of Teachers	28	22	12	0	1	63
Percentage	44.44	34.92	19.05	0	1.59	100
Weighted Score	140	88	36	0	1	265
Weighted mean score						4.20

Table 4 shows that 44.44% of teachers strongly agree that the reading and reference material are available online as E-Resources for the assigned subject 34.92% of teachers agree for the same. 19.05% of teachers' views are neutral. 1.59% of teachers strongly disagree that the reading and reference material are available online as E-Resources.

The results to Question 4 are presented below in diagram as shown in Fig.4

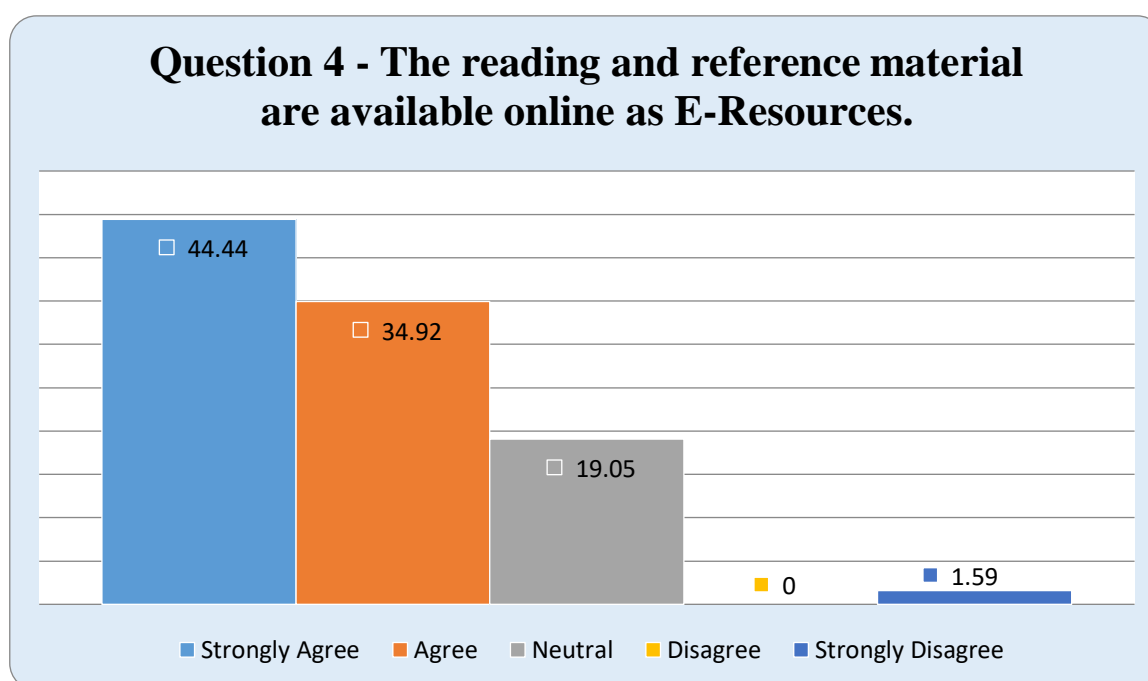


Fig4 Represents Percentage of responses on Question 4 for the assigned subject.

Here, it is also observed that the Weighted Mean Score of Question 4 is 4.20 which lies between the Likert range 4.2 to 5.0 i.e. range for "Strongly Agree" so, it can be concluded that the reading and reference material are available online as E-Resources.



PRINCIPAL
S.S.T COLLEGE OF ARTS
& COMMERCE ULHASNAGAR-4

Question 5 - Sufficient training is provided for online teaching of Curriculum.

	Strongly Agree	Agree	Neutral	Disagree	Strongly Disagree	Total
No of Teachers	23	20	15	2	3	63
Percentage	36.51	31.75	23.81	3.17	4.76	100
Weighted Score	115	80	45	4	3	247
Weighted mean score						3.92

Table 5 shows that 36.51% of teachers strongly agree that sufficient training is provided for online teaching of Curriculum. 31.75% of teachers agree for the same. 23.81% of teachers' views are neutral. 3.17% of teachers disagree and 4.76% of teachers strongly disagree that sufficient training is provided for online teaching of Curriculum.

The results to Question 5 are presented below in diagram as shown in Fig.5

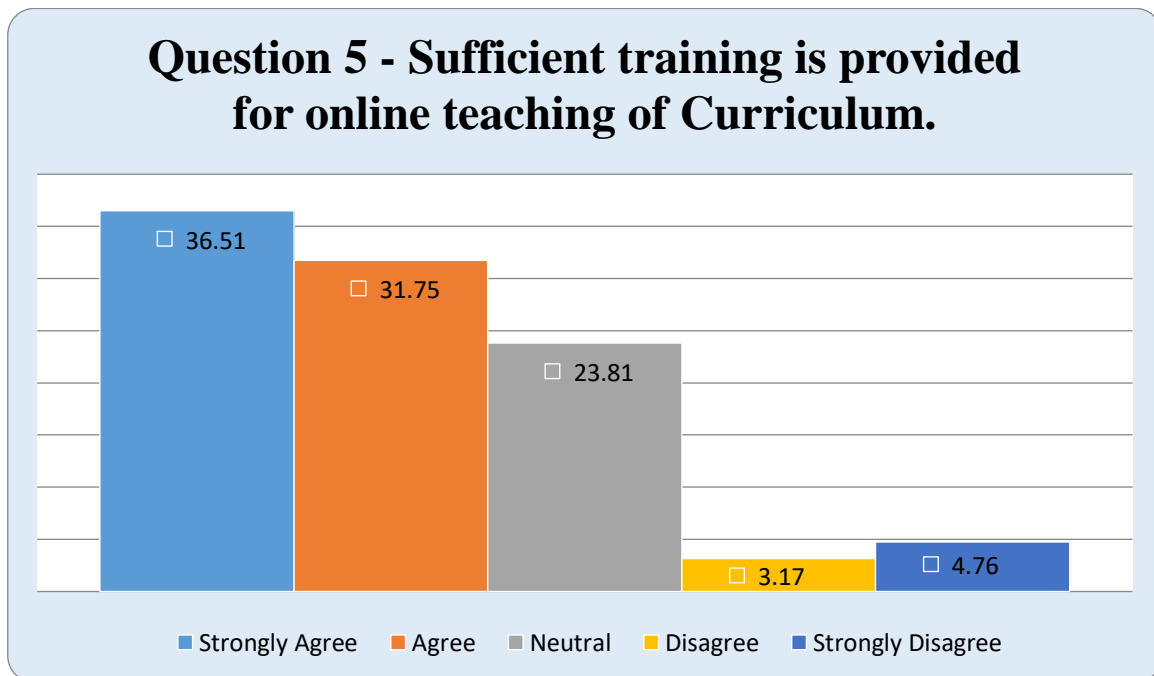


Fig5 Represents Percentage of responses on Question 5 for the assigned subject.

Here, it is also observed that the Weighted Mean Score of Question 5 is 3.92 which lies between the Likert range 3.4 to 4.2 i.e. range for "Agree" so, it can be concluded that sufficient training is provided for online teaching of Curriculum.

Question 6 – The environment in the College is conducive to teaching and research.

	Strongly Agree	Agree	Neutral	Disagree	Strongly Disagree	Total
No of Teachers	25	22	15	1	0	63
Percentage	39.68	34.92	23.81	1.59	0	100
Weighted Score	125	88	45	2	0	260
Weighted mean score						4.12

Table 6 shows that 39.68% of teachers strongly agree that the environment in the College is conducive to teaching and research. 34.92% of teachers agree for the same. 23.81% of teachers' views are neutral. 1.59% of teachers disagree that the environment in the College is conducive to teaching and research.

The results to Question 6 are presented below in diagram as shown in Fig.6

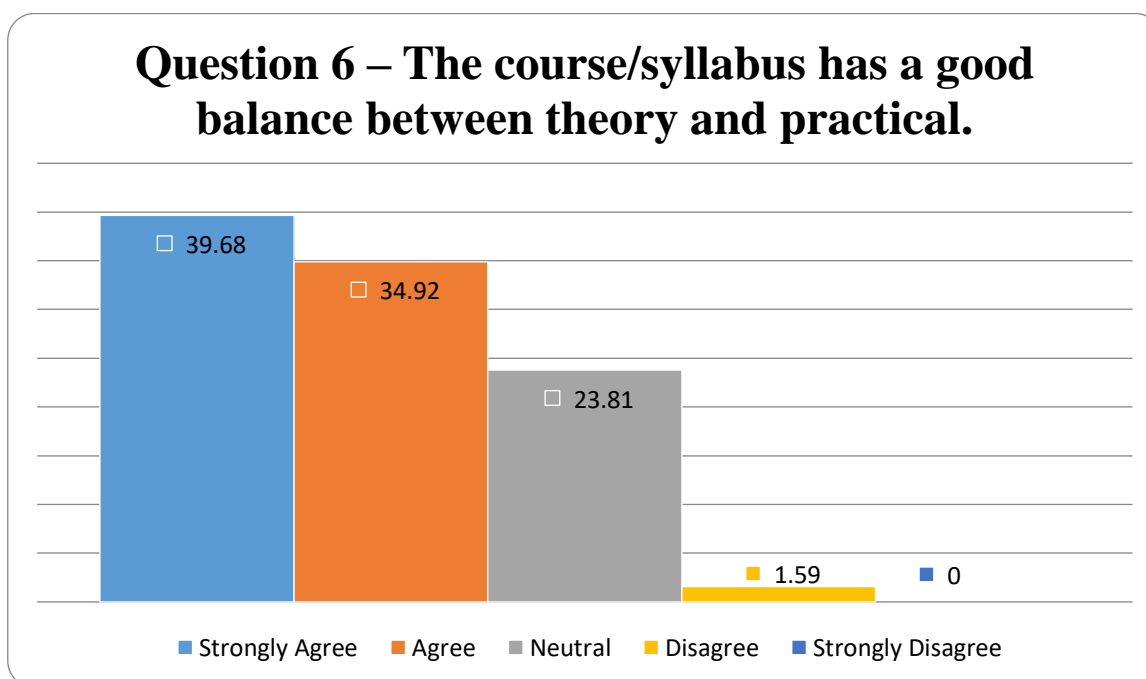


Fig6 Represents Percentage of responses on Question 6 for the assigned subject.

Here, it is also observed that the Weighted Mean Score of Question 6 is 4.12 which lies between the Likert range 3.4 to 4.2 i.e. range for “Agree” so, it can be concluded that the environment in the College is conducive to teaching and research.




PRINCIPAL
 S.S.T COLLEGE OF ARTS
 & COMMERCE ULHASNAGAR - 4

Question 7 – Guidance and Mentorship of the student is helpful.

	Strongly Agree	Agree	Neutral	Disagree	Strongly Disagree	Total
No of Teachers	27	22	14	0	0	63
Percentage	42.86	34.92	22.22	0	0	100
Weighted Score	135	88	42	0	0	265
Weighted mean score						4.20

Table 7 shows that 42.86% of teachers strongly agree that Guidance and Mentorship of the student is helpful. 34.92% of teachers agree for the same. 22.22% of teachers' views are neutral.

The results to Question 7 are presented below in diagram as shown in Fig.7

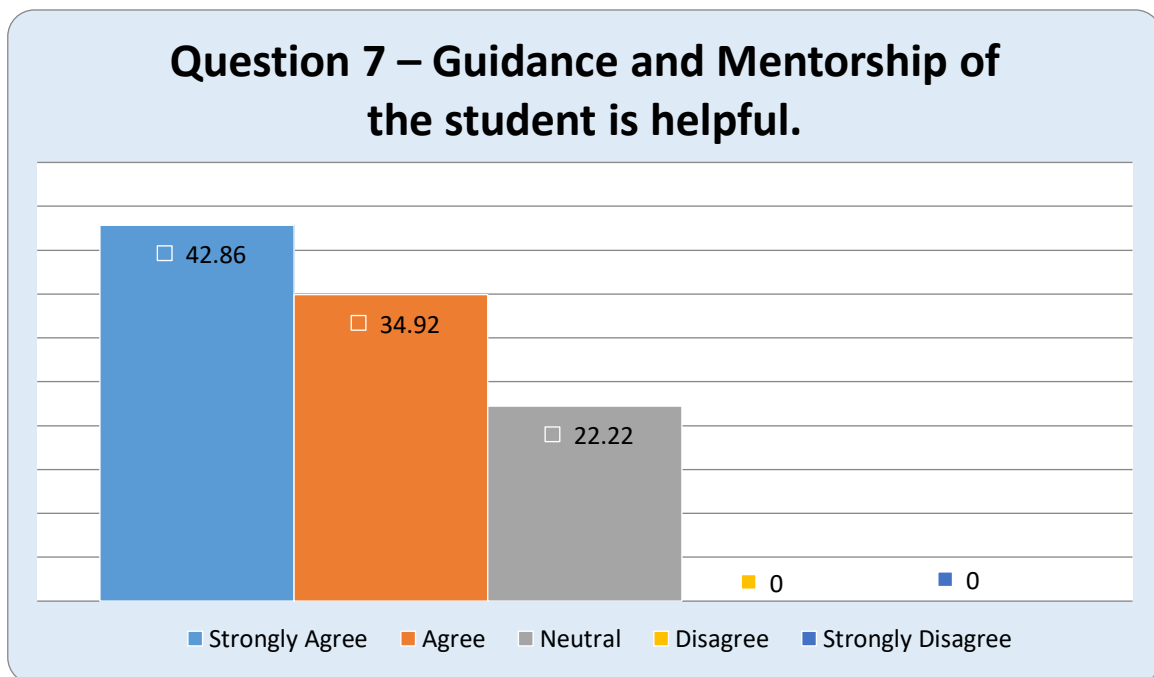


Fig7 Represents Percentage of responses on Question 7 for the assigned subject.

Here, it is also observed that the Weighted Mean Score of Question 7 is 4.20 which lies between the Likert range 3.4 to 4.2 i.e. range for “Agree” so, it can be concluded that Guidance and Mentorship of the student is helpful.



PRINCIPAL
S.S.T COLLEGE OF ARTS
& COMMERCE ULHASNAGAR-4

Question 8 – The College has given me full freedom to adopt new techniques and strategies of teaching such as group discussions, seminars, presentations and learners participation/Digital platform, etc.

	Strongly Agree	Agree	Neutral	Disagree	Strongly Disagree	Total
No of Teachers	28	24	11	0	0	63
Percentage	44.44	38.1	17.46	0	0	100
Weighted Score	140	96	33	0	0	269
Weighted mean score						4.26

Table 8 shows that 44.44% of teachers strongly agree that the College has given them full freedom to adopt new techniques strategies of teaching such as group discussions, seminars, presentations and learners participation/Digital platform, etc. 38.1% of teachers agree for the same. 17.46% of teachers' views are neutral.

The results to Question 8 are presented below in diagram as shown in Fig.8

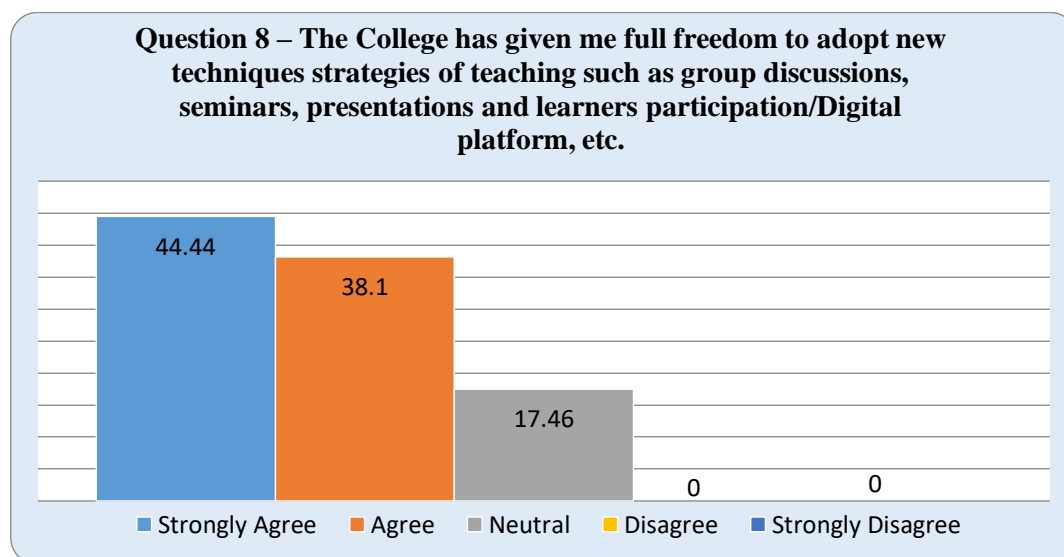


Fig8 Represents Percentage of responses on Question 8 for the assigned subject.

Here, it is also observed that the Weighted Mean Score of Question 8 is 4.26 which lies between the Likert range 4.2 to 5.0 i.e. range for “Strongly Agree” so, it can be concluded that the College has given me full freedom to adopt new techniques strategies of teaching such as group discussions, seminars, presentations and learners participation/Digital platform, etc.



PRINCIPAL
S.S.T COLLEGE OF ARTS
& COMMERCE ULHASNAGAR-4

ACTION TAKEN REPORTS

Sr. No.	Issues Raised	Action Taken
1.	Experiential Learning	Various online sessions were organised by the college to provide practical knowledge of the course content as well as hands-on training to the students.
2.	Aim and objectives well defined	Students were guided for Program Outcomes and Course Outcomes during the Orientation Session; the same was displayed on the college website.
3.	Research	Webinars of the experts were organised to give the students guidance about research and research methodologies which would motivate the students to present research papers.




PRINCIPAL
 S.S.T COLLEGE OF ARTS
 & COMMERCE ULHASNAGAR-4