



S.S.T. College of Arts & Commerce

(Affiliated to University of Mumbai, Mumbai) Ulhasnagar - 421 004, Dist. Thane.

TEACHERS FEEDBACK



2017-18

**FEEDBACK ANALYSIS
AND ACTION TAKEN
REPORT**

TEACHER FEEDBACK SYSTEM

**Summary of the feedback system followed
at
SST COLLEGE OF ARTS & COMMERCE**

Teacher's feedback is collected through individual discussion, carefully listening to teacher's issues raised in the meeting of teachers' association and by close interaction with the elected representatives of teachers.



Att
PRINCIPAL
S.S.T COLLEGE OF ARTS
& COMMERCE ULHASNAGAR-4

TEACHERS FEEDBACK – DATA ANALYSIS & INTERPRETATION

Question 1 - Syllabus is suitable for the course.

	Strongly Agree	Agree	Neutral	Disagree	Strongly Disagree	Total
No of Teachers	22	16	19	3	0	60
Percentage	36.67	26.67	31.67	5	0	100
Weighted Score	110	64	57	6	0	237
Weighted mean score						3.95

Table 1 reveals that 36.67% of teachers strongly agree that the course syllabus is suitable for the course. 26.67% of teachers agree for the same. 31.67% of teachers' views are neutral. 5% of teachers disagree that the course syllabus is suitable for the course.

The results to Question 1 are presented below in diagram as shown in Fig.1

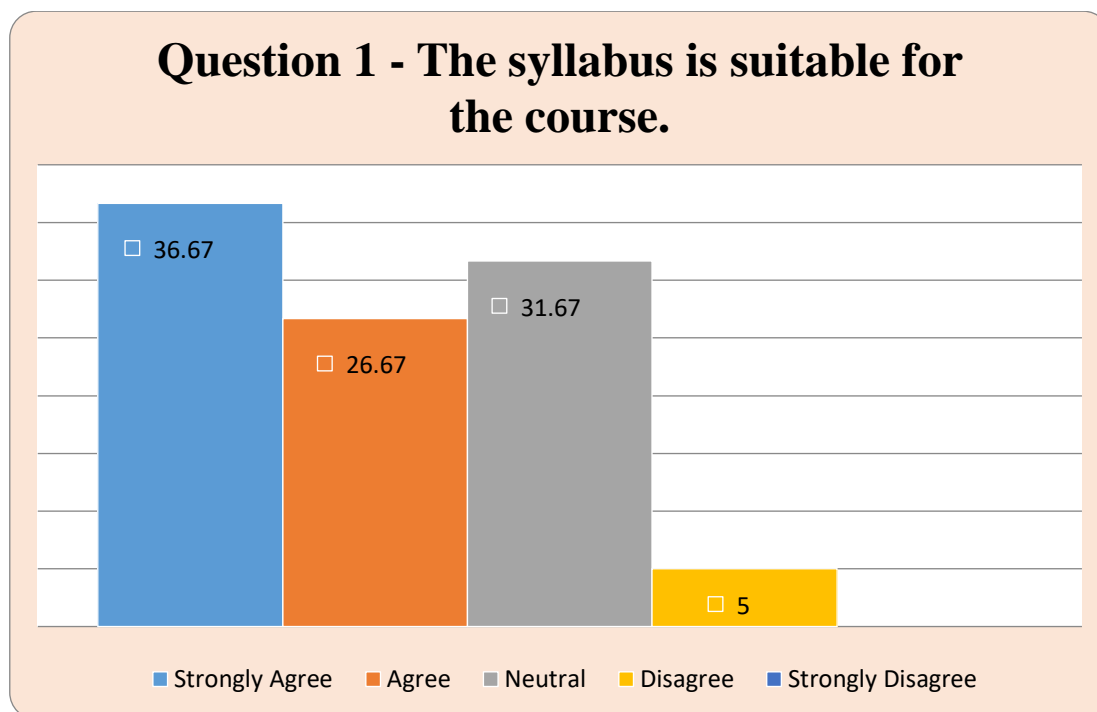


Fig1 Represents Percentage of responses on Question 1.

Here, it is also observed that the Weighted Mean Score of Question 1 is 3.95 which lies between the Likert range 3.40 to 4.20 i.e. range for “Agree” so, it can be concluded that the course syllabus is suitable for the course.



Question 2 - Is there a good academic flexibility in the curriculum?

	Strongly Agree	Agree	Neutral	Disagree	Strongly Disagree	Total
No of Teachers	24	18	14	2	2	60
Percentage	40	30	23.33	3.33	3.33	100
Weighted Score	120	72	42	4	2	240
Weighted mean score						4

Table 2 shows that 40% of teachers strongly agree that there is a good academic flexibility in the curriculum. 18 i.e. 30% of teachers agree for the same. 23.33% of teachers' views are neutral. 3.33% of teachers disagree and 3.33% of teachers strongly disagree that there is a good academic flexibility in the curriculum.

The results to Question 2 are presented below in diagram as shown in Fig.2

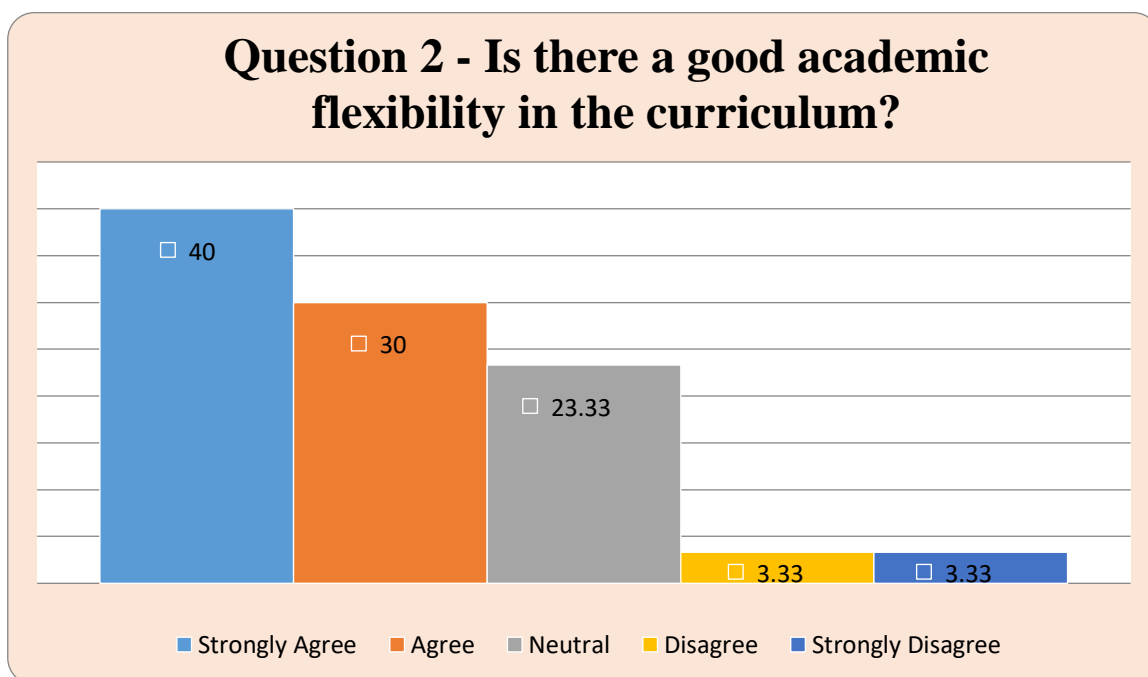


Fig2 Represents Percentage of responses on Question 2 for the assigned subject.

Here, it is also observed that the Weighted Mean Score of Question 2 is 4 which lies between the Likert range 3.5 to 4.5 i.e. range for "Agree" so, it can be concluded that there is a good academic flexibility in the curriculum.

Question 3 - Aims and objectives of the syllabi are well defined and clear to teachers and students.

	Strongly Agree	Agree	Neutral	Disagree	Strongly Disagree	Total
No of Teachers	19	19	16	3	3	60
Percentage	31.67	31.67	26.67	5	5	100
Weighted Score	95	76	48	6	3	228
Weighted mean score						3.8

Table 3 shows that 19 i.e. 31.67% of teachers strongly agree that the aims and objectives of the course are well defined and clear for the assigned subject 31.67% of teachers agree for the same. 26.67% of teachers' views are neutral. 5% of teachers disagree and 5% of teachers strongly disagree that the aims and objectives of the course are well defined and clear for the assigned subject.

The results to Question 3 are presented below in diagram as shown in Fig.3

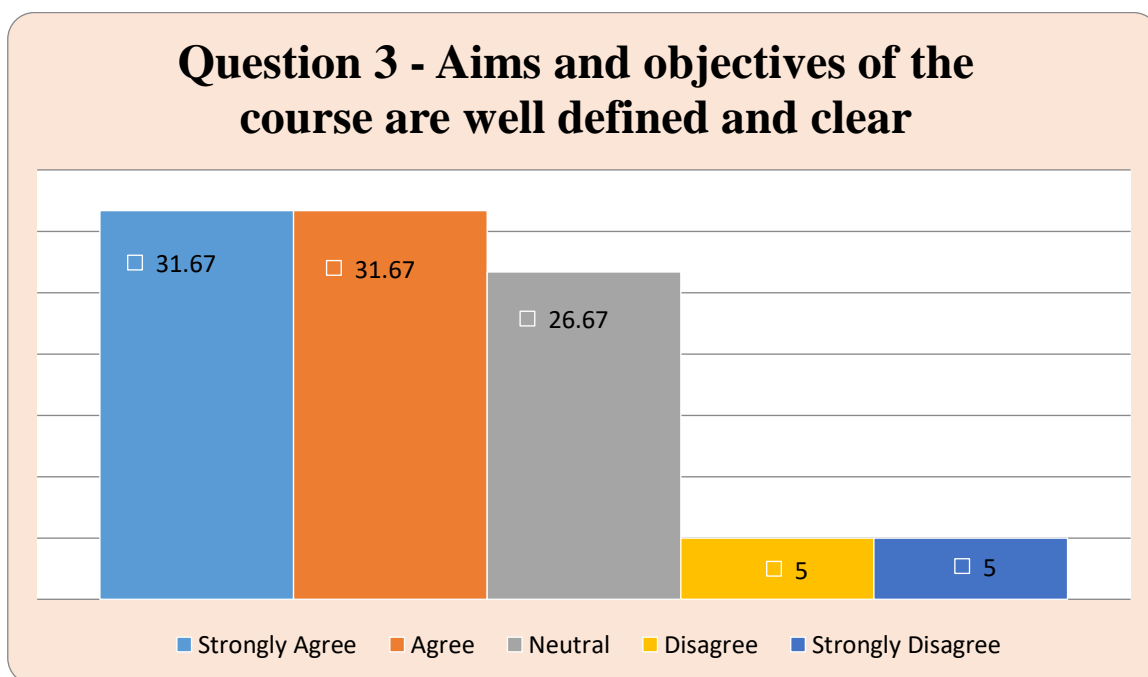


Fig3 Represents Percentage of responses on Question 3 for the assigned subject.

Here, it is also observed that the Weighted Mean Score of Question 3 is 3.8 which lies between the Likert range 3.4 to 4.2 i.e. range for "Agree" so, it can be concluded that the aims and objectives of the course are well defined and clear for the assigned subject.



PRINCIPAL
S.S.T COLLEGE OF ARTS
& COMMERCE ULHASNAGAR-4

Question 4 - Course content is followed by corresponding reference materials.

	Strongly Agree	Agree	Neutral	Disagree	Strongly Disagree	Total
No of Teachers	26	16	13	3	2	60
Percentage	43.33	26.67	21.67	5	3.33	100
Weighted Score	130	64	39	6	2	241
Weighted mean score						4.01

Table 4 shows that 43.33% of teachers strongly agree that the course content is followed by corresponding reference materials for the assigned subject 26.67% of teachers agree for the same. 21.67% of teachers' views are neutral. 5% of teachers disagree and 3.33% of teachers strongly disagree that the course content is followed by corresponding reference materials.

The results to Question 4 are presented below in diagram as shown in Fig.4

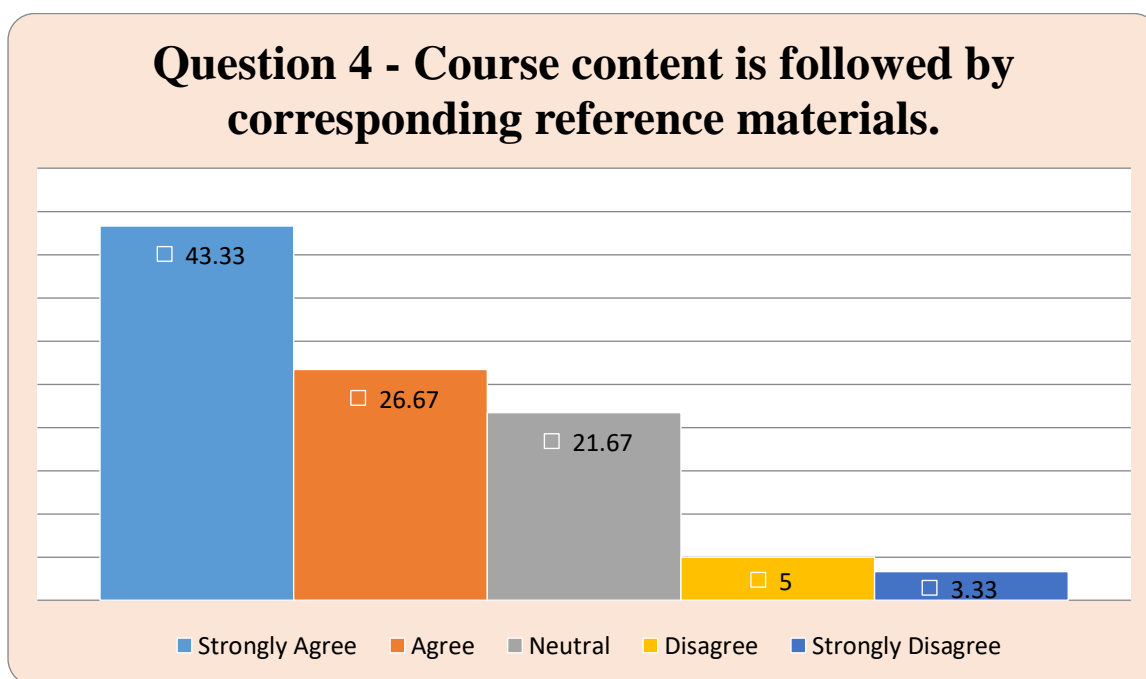


Fig4 Represents Percentage of responses on Question 4 for the assigned subject.

Here, it is also observed that the Weighted Mean Score of Question 4 is 4.01 which lies between the Likert range 3.4 to 4.2 i.e. range for "Agree" so, it can be concluded that the course content is followed by corresponding reference materials for the assigned subject.



PRINCIPAL
S.S.T COLLEGE OF ARTS
& COMMERCE ULHASNAGAR-4

Question 5 - Sufficient number of prescribed books is available in the Library.

	Strongly Agree	Agree	Neutral	Disagree	Strongly Disagree	Total
No of Teachers	22	20	14	2	2	60
Percentage	36.67	33.33	23.33	3.33	3.33	100
Weighted Score	110	80	42	4	2	238
Weighted mean score						3.96

Table 5 shows that 36.67% of teachers strongly agree that a sufficient number of prescribed books is available in the Library. 33.33% of teachers agree for the same. 23.33% of teachers' views are neutral. 3.33% of teachers disagree and 3.33% of teachers strongly disagree that the curriculum accommodates the courses with experiential learning.

The results to Question 5 are presented below in diagram as shown in Fig.5

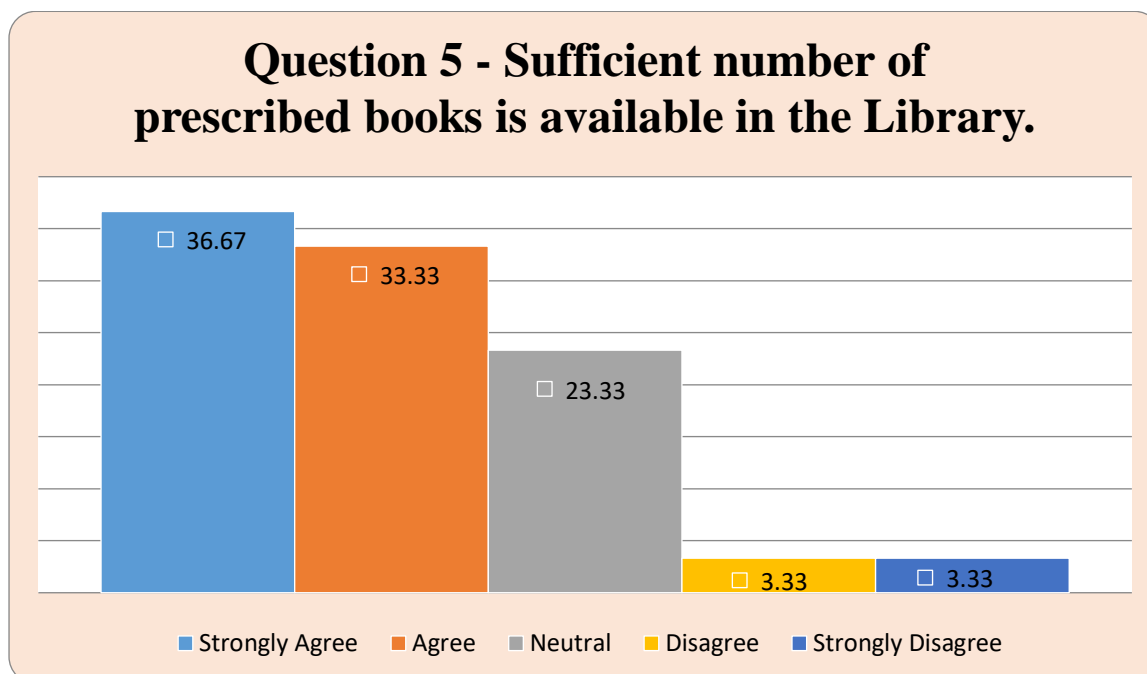


Fig5 Represents Percentage of responses on Question 5 for the assigned subject.

Here, it is also observed that the Weighted Mean Score of Question 5 is 3.96 which lies between the Likert range 3.4 to 4.2 i.e. range for "Agree" so, it can be concluded that sufficient number of prescribed books is available in the Library.



PRINCIPAL
S.S.T COLLEGE OF ARTS
& COMMERCE ULHASNAGAR-4

Question 6 – The course/syllabus has a good balance between theory and practical.

	Strongly Agree	Agree	Neutral	Disagree	Strongly Disagree	Total
No of Teachers	23	16	13	7	1	60
Percentage	38.33	26.67	21.67	11.67	1.67	100
Weighted Score	115	64	39	14	1	233
Weighted mean score						3.88

Table 6 shows that 38.33% of teachers strongly agree that the course/syllabus has a good balance between theory and practical. 26.67% of teachers agree for the same. 21.67% of teachers' views are neutral. 11.67% of teachers disagree and 1.67% of teachers strongly disagree that the course/syllabus has a good balance between theory and practical.

The results to Question 6 are presented below in diagram as shown in Fig.6

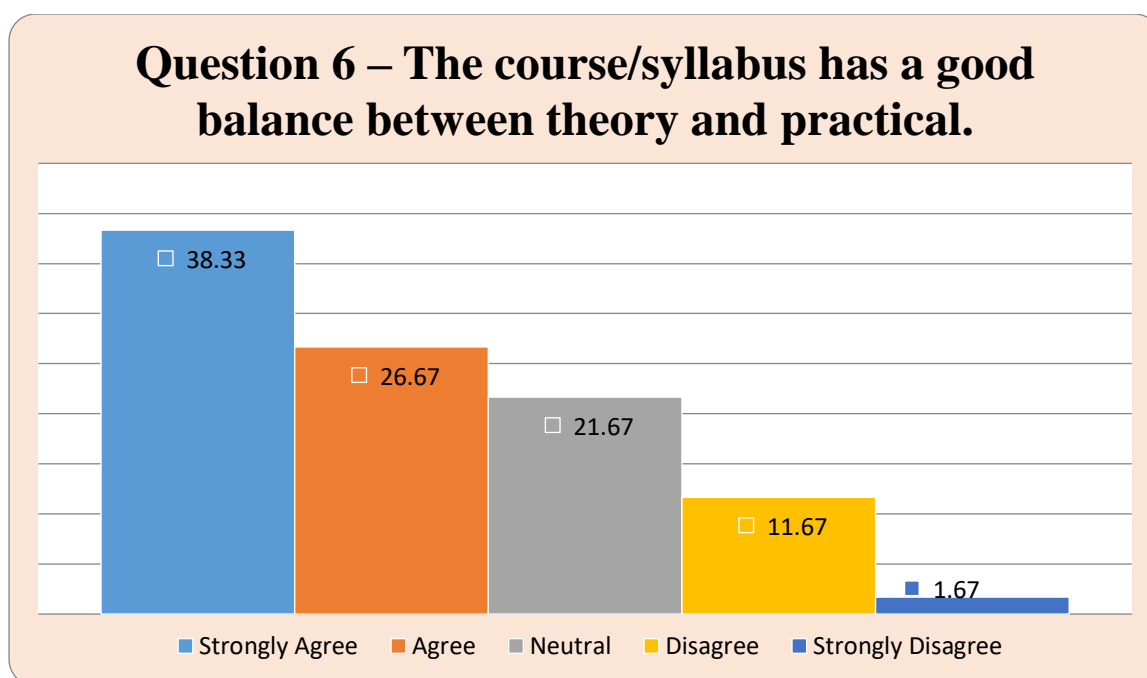


Fig6 Represents Percentage of responses on Question 6 for the assigned subject.

Here, it is also observed that the Weighted Mean Score of Question 6 is 3.88 which lies between the Likert range 3.4 to 4.2 i.e. range for "Agree" so, it can be concluded that the course/syllabus has a good balance between theory and practical.



PRINCIPAL
S.S.T COLLEGE OF ARTS
& COMMERCE ULHASNAGAR-4

Question 7 – The course/syllabus has made me interested in the subject area.

	Strongly Agree	Agree	Neutral	Disagree	Strongly Disagree	Total
No of Teachers	27	20	7	3	3	60
Percentage	45	33.33	11.67	5	5	100
Weighted Score	135	80	21	6	3	245
Weighted mean score						4.08

Table 7 shows that 45% of teachers strongly agree that the course/syllabus has made me interested in the subject area. 33.33% of teachers agree for the same. 11.67% of teachers' views are neutral. 5% of teachers disagree and 5% of teachers strongly disagree that the course/syllabus has made me interested in the subject area.

The results to Question 7 are presented below in diagram as shown in Fig.7

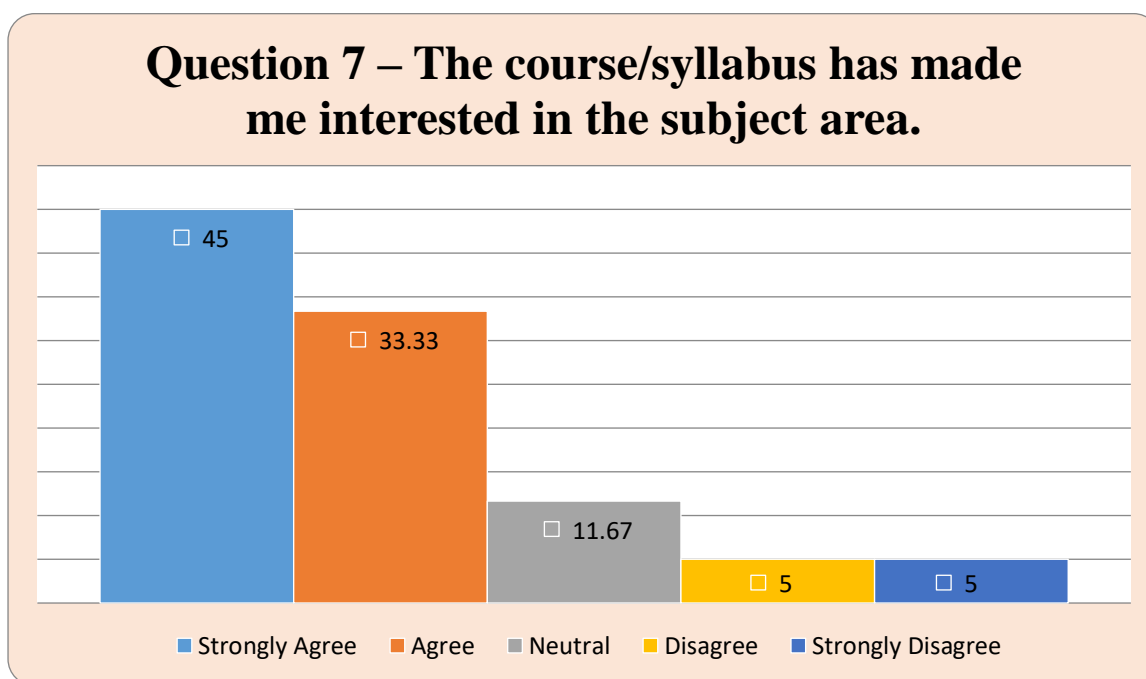


Fig7 Represents Percentage of responses on Question 7 for the assigned subject.

Here, it is also observed that the Weighted Mean Score of Question 7 is 4.08 which lies between the Likert range 3.4 to 4.2 i.e. range for “Agree” so, it can be concluded that the course/syllabus has made me interested in the subject area.




PRINCIPAL
 S.S.T COLLEGE OF ARTS
 & COMMERCE ULHASNAGAR-4

Question 8 – The course/syllabus of this subject increased my knowledge and perspective in the subject area.

	Strongly Agree	Agree	Neutral	Disagree	Strongly Disagree	Total
No of Teachers	17	13	15	14	1	60
Percentage	28.33	21.67	25	23.33	1.67	100
Weighted Score	85	52	45	28	1	211
Weighted mean score						3.51

Table 8 shows that 28.33% of teachers strongly agree that the course/syllabus of this subject increased my knowledge and perspective in the subject area. 21.67% of teachers agree for the same. 25% of teachers' views are neutral. 23.33% of teachers disagree and 1.67% of teachers strongly disagree that the course/syllabus of this subject increased my knowledge and perspective in the subject area.

The results to Question 8 are presented below in diagram as shown in Fig.8

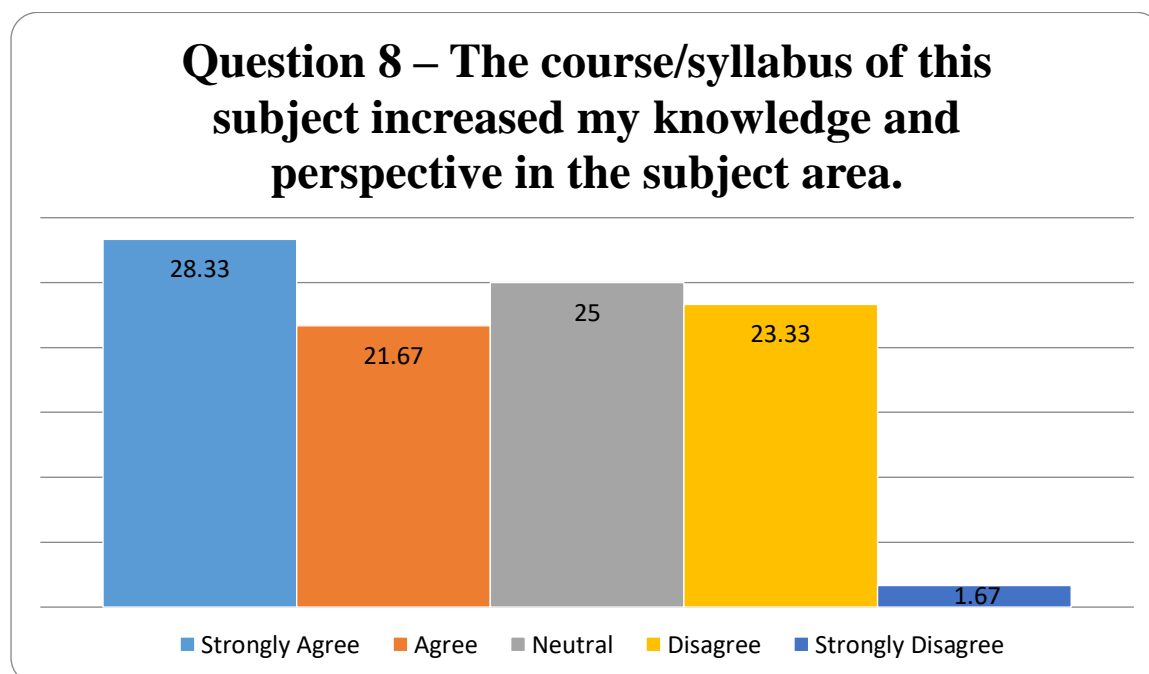


Fig8 Represents Percentage of responses on Question 8 for the assigned subject.

Here, it is also observed that the Weighted Mean Score of Question 8 is 3.51 which lies between the Likert range 3.4 to 4.2 i.e. range for "Agree" so, it can be concluded that the course/syllabus of this subject increased my knowledge and perspective in the subject area.



PRINCIPAL
S.T. COLLEGE OF ARTS
& COMMERCE ULHASNAGAR-4

ACTION TAKEN REPORTS

Sr. No.	Issues Raised	Action Taken
1.	Course content is followed by corresponding reference material	The IT Department had requested the library to buy additional reference books on Artificial Intelligence.
2.	Curriculum with practical applicability	A session was arranged, followed by a group discussion, on the Tools and Techniques of Data Interpretation for Research, after which the faculty members were able to present their reports in a narrative or point-by-point format.
3.	Course increased my knowledge and perspective in the subject area	A workshop was organised on Training for Corel Draw and powerpoint presentation, which enabled the faculty members to manage and design their own graphics.




PRINCIPAL
 S.S.T COLLEGE OF ARTS
 & COMMERCE ULHASNAGAR-4